
















**TAGORE INTERNATIONAL SCHOOL**  
**VASANT VIHAR, NEW DELHI**  
**CO-SCHOLASTIC SYLLABUS (2026-27)**  
**CLASS IV**

MONTH	ART PURSUIT				OTHERS	
	PUBLIC SPEAKING	THEATRE	PERFORMING ART	ART	COMPUTERS	PHYSICAL EDUCATION
Apr/May	<p><b>Introduction to Elements &amp; Tools of Public Speaking:</b></p> <ul style="list-style-type: none"> <li>• Speaker, Message, Audience &amp; Medium</li> <li>• Voice Modulation:</li> <li>• Body Language</li> <li>• Language &amp; Vocabulary</li> <li>• Pacing &amp; Pauses</li> </ul> <p><b>Volume Dial</b> Sharing a thought out loud, reaching the public speaking voice</p>	<p><b>Facial Expression of Emotions</b></p>  <p>Understanding and identifying a range of emotions through facial expressions using mirror exercises, guided activities, and short performances..</p>	<p><b>Indian Dance:</b> Introduction of Kathak as a classical dance &gt;Introduce a Rabindra sangeet "Mamo chitte "</p> <p><b>IndianVocal-Song:</b> - Sangeet Vadhyantra  -Prakriti song (Nature song)</p> <p><b>Western music:</b> "C, G, F major scales. Key</p>	<p><b>Op art ( optical illussion )</b></p> <ul style="list-style-type: none"> <li>*Introduction</li> <li>*Bridget Riley's</li> <li>*What is Op Art?</li> <li>* layout</li> <li>* final work</li> </ul> <p>Moment in square</p>  <ul style="list-style-type: none"> <li>* Poster making</li> <li>On awareness topics</li> <li>Using icons</li> </ul>	<p><b>Robotics and AI</b></p> <p>Blink With Python PEE CEE Electronics Kit</p> <ul style="list-style-type: none"> <li>• Introduction to Microcontroller</li> <li>• Basic Block Coding and structuring.</li> <li>• Simple LED smile based on code</li> </ul> <p>Tower Designing and Structuring Play Dynamex Kit</p> <ul style="list-style-type: none"> <li>• Introduction to Play Dynamex Kit.</li> <li>• Understanding</li> </ul>	<p>Athletics Event- Long Jump</p>

<p>which is heard by everyone clearly.</p> <p><b>Nature's Mic</b></p> <p>Speak into an imaginary or real microphone and describe a scene from nature in few sentences.</p> <p><b>Echo the Earth</b></p> <p>Mimic nature sounds (e.g., rain, wind, animal calls) and modify tone accordingly.</p> <p><b>Nature News Anchor</b></p>  <p>Present an environmental issue in the style of a news anchor.</p>	<p><b>Prop-a-Story:</b> Emotions in Motion: Students will be asked to work on completing a narrative, which will be given on the spot. The beginning of the narrative is explained by the teacher. The narrative on completion will be enacted using any one prop, giving importance to facial expression. Model narrative: <b>Aisha</b>, who dreams of becoming a teacher, but her family believes girls should stay at home and not study much</p>	<p>signatures (up to 1 sharp/flat). Scale pattern (W-W-H-W-W-W-H). Song: Believer(Imagine Dragons)”</p>	<p>Topics:</p> <p>Save Water Global Warming Clean India</p> <p><b>Clay modelling</b></p> <p><b>“My Little Desert Plant”</b> <i>(Focus: shapes, touch, and fun with clay)</i></p>  <p>Designing an Incense Stick</p>  <p>Holder</p>	<p>geometrical figures and its usage.</p> <ul style="list-style-type: none"> <li>• Construction of sturdy tower structure.</li> </ul> <p>Simple LED Circuit Play Tronix Kit</p> <ul style="list-style-type: none"> <li>• Introduction to Play Tronics (open circuit kit).</li> <li>• Circuit designing for basic LED glow.</li> <li>• Learning flow of electricity</li> </ul> <p>Smart Signal Tower Play Dynamex, PEE CEE, Play Tronix</p> <p>LED Pattern PEE CEE Electronics Kit</p> <p>Bridge Construction Play Dynamex Kit</p>	
--	--	---	--	---	--

<p><b>Jul</b></p>	<p><b>Speech Builders</b></p> <p>Read short phrases with proper articulation, focusing on clear pronunciation.</p> <p><b>Tongue Twister Relay</b></p> <p>Say a tongue twister 3 times without error.</p> <p><b>The Heart of My Neighborhood</b></p> <p>Address a neighbourhood issue using the problem, the action and the benefit approach.</p> <p><b>Act it Out!</b></p> 	<p><b>Vocal Projection</b></p>  <p>Developing clarity, volume, and modulation in speech through structured voice exercises, breathing techniques, and dialogue delivery.</p> <p><b>Emotion Freeze Game</b></p> <p>Students <b>freeze like a statue</b> showing their emotion using their face and body. Students to explain what made them choose that expression.</p>	<p><b>Indian Dance:</b></p> <p>Revision &gt;Introduction of fusion on 'shape of you' by Kumar sharma</p> <p><b>Indian Vocal-</b></p> <p>Introduction to Taal Bhajni.</p> <p><b>Western music:</b></p> <p>"Complete C major scale. Sight-reading simple pieces. Proper hand position (keyboard). Song: A million dreams( Pink)"</p>	<p>Indian art "Madhubani art"</p> <ul style="list-style-type: none"> <li>*Introduction</li> <li>*Discussion</li> <li>*Technique</li> <li>*Key features of Madhubani art</li> <li>*Layout</li> <li>* learn different types of border used in Madhubani art .</li> </ul>  <p><b>Clay modelling</b> Creating Clay Tribal Faces</p> 	<p><b>Robotics and AI Switch and Bulb Model</b> :How switches control electricity</p>	<p>Game- Cricket Skill- Fielding</p>
-------------------	--	---	--	---	---	--

	Role-play a community helper giving a speech about their contribution to the community.					
Aug	<p><b>Ad Mad</b></p> <p>Convince the class to buy a product using persuasive techniques.</p> <p><b>Together We Can</b></p> <p>Present a short speech for social change with a slogan in the beginning.</p> <p><b>Power Pause</b></p> <p>Say a sentence with and without pauses, then compare.</p> <p><b>Be the Reporter- interview a change maker</b></p>	<p><b>Physical Expressivity</b></p>  <p>Exploring the use of body language, movement, and gestures to communicate ideas and emotions through mime and movement-based activities.</p> <p><b>Character Spotlight</b></p> <p>Students will be assigned a character and a monologue script which they have to present.</p>	<p><b>Indian Dance:</b> Independence Day Song "Yeh mera India"</p> <p><b>Indian Vocal-</b> Song - Ye Dharti ye nadiyan.</p> <p><b>Western music:</b> "Complete C major scale. Sight-reading simple pieces. Proper hand position (keyboard). Song: A million dreams( Pink)"</p>	<p><b>S.H. Raza (Indian Artist)</b></p> <p><b>* Key Features of His Art:</b></p> <ul style="list-style-type: none"> <li>*Bindu ( dot)</li> <li>*Use of colour</li> <li>*Abstract forms</li> </ul> <p><b>*Art Style:</b> Nonrepresentational art. *Research</p> <p>*Discussion *Layout</p> <p>*Final Artwork</p>  <p><b>Clay modelling</b></p>	<p><b>Robotics and AI Series Circuit &amp; Parallel Circuit</b> :How How current behaves when components are connected in series and independent electrical paths</p>	<p>Game- Basketball Skill- Dribbling</p>

	<p>Pair exercise: Students will interview change makers while practicing their questioning skills and change makers will answer impromptu.</p>	<p>Students are encouraged to use props and costumes as part of their monologue presentations, but emphasis should be more on the ideas and thoughts expressed in the monologue than any physical trappings.</p>		<p>"Identity and Self-Expression"</p> 		
Sep-Oct	<p><b>Emoji Speak</b></p> <p>Express an emotion using only facial expressions.</p>  <p><b>Diversity Show and Tell</b></p> <p>Show an item from home that represents their culture and provide - its origin</p>	<p><b>Imagination &amp; Creativity</b></p> <p>Enhancing creative thinking and expression through improvisation, storytelling, and role-play, encouraging original ideas and character creation.</p> <p><b>Observation and Emulation</b></p>	<p><b>Indian Dance:</b> Preparation for Sanchayan</p> <p><b>Indian Vocal-</b> Bhajan- Raghupati Raghav Raja Ram.</p> <p><b>Western music:</b> "Melodic &amp; harmonic intervals (2nd-5th). Tonic chord (I). Introduction to IV and V chords.</p>	<p>*Study of Indian art-<b>Kalighat Paintings.</b></p> <p>*Discussion *Research *Layout <b>*Linear treatment of form</b></p>	<p><b>Robotics and AI</b> :Polarity experiment Positive and negative terminals and correct component orientation</p>	<p>Game- Football Skill- Push-pass</p>

and diversity connection in the description

### Festival Story Swap

Share a cultural festival story with expressive gestures



### Dialogue Drama




Perform a scripted scene with varied expressions.

Developing observation skills by studying real-life behaviors and recreating them through imitation to strengthen character portrayal.

### Charade Challenge:

The teacher shows interesting faces of people or cartoon characters such as Homer Simpson. They will brainstorm some characteristics of characters. Students will be asked to volunteer to imitate a character they chose, and the rest of the students guess the character and

Song: Roar (Katy Perry)  
We will rock you(Queens)







### Clay modelling Clay VASE

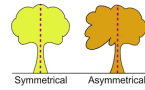


### Clay PAINTING BRUSH HODER



		help the performing student improve on their depiction of the character				
Nov	<p><b>Sanchayan practice</b></p> <ul style="list-style-type: none"> <li>● Auditions</li> <li>● Script/poem/story distribution</li> <li>● Script Analysis</li> <li>● Speak dialogues without script</li> <li>● Character Development</li> <li>● Costume designing</li> </ul> <p><b>Mirror Power</b> – Practice speaking in front of a mirror daily.</p>	<p><b>Character Development and Role Exploration</b></p>  <p>Understanding the requirements of a given role and building the character by drawing inspiration from real-life observations. Students explore and identify the genre of the character serious, humorous, authoritative, etc.) and enhance their portrayal through effective use of body language, expressions, and</p>	<p><b>Indian Dance:</b> Preparation for Sanchayan</p> <p><b>Indian Vocal:</b> Preparation for Sanchayan</p> <p><b>Western music:</b> "Baroque period (1600–1750). Bach, Handel, Vivaldi. Baroque instruments. Listening examples."</p>	<p><b>Henri Matisse</b></p> <p>*"Exploring Color and Form: Inspired by Henri Matisse"</p> <ul style="list-style-type: none"> <li>* geometric shapes</li> <li>* organic shapes</li> </ul> <p>*Layout Final work</p>  <p><b>Clay Modelling</b> FLOWER TEA-LIGHT / DIYA HOLDER "Light, Festivals and Decorative Art"</p>	<p><b>Robotics and AI</b> :Buzzer Circuit</p> <p>Conversion of electrical energy into sound output</p>	<p>Game- TT Skill- Forehand Service</p>

		signature dialogues to make the character more engaging and authentic.				
<b>Dec</b>	<p><b>Timely entry &amp; exit</b></p> <ul style="list-style-type: none"> <li>● Use the props with ease</li> </ul> <p><b>Power Pose Parade</b> – Practice confident postures.</p> <p><b>Gaze Game</b> – Maintain eye contact while telling a story.</p>	<p><b>Stage Skills and Performance Readiness</b></p>  <p>Understanding the effective use of stage space, along with proper handling of props and microphone. Students are trained in making timely entries and exits, ensuring confidence, coordination, and smooth execution during the final performance.</p>	<p><b>Indian Dance:</b> Preparation for Sanchayan</p> <p><b>Indian Vocal:</b> Preparation for Sanchayan</p> <p><b>Western music:</b> "Baroque period (1600–1750). Bach, Handel, Vivaldi. Baroque instruments. Listening examples." Song: Feliz Navidad/The first Noel</p>	<p><b>*Principle of Art and Design: Balance</b></p> <p>*What is Balance in Art?  * 3 types of balance.  *Symmetrical Balance (Formal Balance)  *Asymmetrical Balance (Informal Balance)  *Radial Balance</p> <p>*Importance of Balance in Art:  Visual Interest  Emotional Impact  Stability and Harmony</p>	<p><b>Robotics and AI</b>  : Battery Power Study</p> <p>Voltage and Power sources</p>	<p>Game- Badminton  Skill- Stance</p>





**Clay Modelling  
FAIRY HOUSE**



**Clay Decorative  
Bookmarks  
Festive Crafts &  
Functional Art**



<p><b>Jan-Feb</b></p>	<p><b>Reflection and Evaluation:</b> evaluate what worked well, what could have been improved, and lessons learned for future projects.</p>	<p><b>Evaluations, Reflection and Growth</b>  Reflecting on performances, identifying strengths and areas of improvement, and learning through feedback.</p> <p><b>Screen to Stage: Embrace Your Inner Hero</b>  The acting game! Renowned artists/child artists' movie scenes will be shared with students who have portrayed characters that overcame obstacles or believed in themselves despite adversity. After watching the scene, students will be asked to emulate the character's body</p>	<p><b>Indian Dance:</b>  Preparation for Sanchayan</p> <p><b>Indian Vocal:</b>  Preparation for Sanchayan</p> <p><b>Western music:</b>  "Question-and-answer phrases. 4-bar melody writing. Using stepwise motion &amp; skips."  Songs: Let it go  Artist: Demi Lovato</p>	<p><b>" Still life"</b></p> <p><b>*Understand the Concept of Still Life.</b></p> <p>*Develop Observational Skills.  *Enhance Drawing and Shading Skills.</p> <p>*Understand still life techniques in drawing.</p> <p>*Create a Still Life artwork.</p>  <p><b>Clay modelling</b>  Warli Clay Wall Art</p> 	<p><b>Robotics and AI:</b></p> <p>Mini Circuit  Build a working circuit</p>	<p>Game- Volleyball  Skill- Serving</p>
-----------------------	---	---	--	---	---	---

		language, facial expressions, and dialogue delivery.				
--	--	--	--	--	--	--