




TAGORE INTERNATIONAL SCHOOL
VASANT VIHAR, NEW DELHI
CO-SCHOLASTIC SYLLABUS (2026-27)
CLASS II

MONTH	ART PURSUIT				OTHERS	
	PUBLIC SPEAKING	THEATRE	PERFORMING ART	ART	COMPUTERS	PHYSICAL EDUCATION
Apr/May	<p>Theme- India's Rich Heritage</p> <p>*Ice-breaker</p> <p>*Introduction Students will introduce themselves in an interesting way)</p> <p>*Recitation- 'Theme Poem' (Individual and group recitation)</p> <p>*Tell A Tale (story on "India's Rich Heritage")</p>	<p>Theme "India's Rich Heritage"</p> <p>-Introduction -Cool ties -Create a prop -Act out a short scene -Read stories -Weave stories</p> <p>India Fiesta</p> <p>Each student will choose a traditional festival,</p>	<p>Indian Dance: Introduction of Kathak as a classical dance >Importance of Bhoomi Pranam in Kathak >Tatkar with 4 different speed (basic Footwork) >3 Basic Hand Mudras 1. urdh Hasth Chakra 2. Madhya Hasth Chakrta 3. Taal Hath Chakra</p>	<p>*Elements of art Line , shape , colour, form and texture .</p> <p align="center"> <small>ZENTANGLE PATTERNS</small>  </p> <p>*Introduction to Zentangle Art:</p>	<p>Getting familiar with Computers</p> <ul style="list-style-type: none"> ● Switch on/off a computer ● Different parts of the computer. ● Buttons on mouse (left & right) ● Alphanumeric keys on the keyboard. ● Special keys on the keyboard. <ul style="list-style-type: none"> ○ Delete ○ Backspace ○ Shift ○ CAPS LOCK ● Usage of Computers at 	<p>Jumping & Hoping</p>



(Recitation
Story Telling
Question /Answer
session
Role play)

dress, food or
cultural practice
from the state they
belong to and
speak 5 to 6 lines
on it.



Indian Vocal-
Songs- * Aao Hum
sab Hath Milaye

*Paed Hamare
Sathi Hai

Western Music:
Do-Re-Mi-Fa-Sol
introduction.
Songs: 1.
Somewhere over
the rainbow(
Christina Perri)

***Basic Shapes**

***Repeating
Patterns**

***Combining
Patterns:**

Clay modelling

“Little Creatures
Around Us”






“Insects Around Us”
CATERPILLAR ON
LEAF










various places.
● Storage devices





TUX PAINT





- Getting started: Basic navigation
- Explore the interface
- Create File
- Brushes tool
- Shapes
- Text tool
- Magic tool
- Stamp library
- Copy/ Paste
- Save image
- Open image
- Quit






<p>July</p>	<p>Theme- ‘Unity In Diversity’ *Golden Rules (Golden classroom rules) *Happy to Help *May I Help you? (Conversation) *How can we unite and help others ? (Students can share their viewpoint on how they can help each other)</p> <p>(Individual Activity Pair and Share Role Play)</p> 	<p>Theme “Unity in Diversity”</p> <p>-Diction</p> <p>‘Drama’ and different forms of drama</p> <p>(puppetry)</p> <p>-Refining</p> <p>-dialogue delivery and voice modulation</p> <p>-dumb charades</p> <p>Discussion on respecting differences</p> 	<p>Indian Dance: Revision >Introduction of Bhangra on the song ‘Case’ by Diljit Dosanj</p> <p>Indian Vocal- Song: Pani se Jeevan Hamara</p> <p>Introduction to basic warm up exercises through alankaars.</p> <p>Western Music: Correct posture & breath. Simple songs. Reading basic notation. Songs: Count on me(Bruno Mars)</p>	<p>Graffiti art *Introduction about graffiti art</p> <p>*Choosing a Theme or Words:students will think about something that they enjoy or want to express in their artwork (like a favorite animal, sports team, or positive word like "LOVE" "JOY" OR "NAME").</p> <p>*Cool effects can be added to the letters or shapes like drips, arrows,circles or stars to make it look more like graffiti art.</p>  <p>Clay Modelling</p> <p>“Feelings and Expressions”</p>	<p>OO04kids Writer</p> <ul style="list-style-type: none"> ● Play with fonts ● Styles ● Working with Shapes ● Bulleted list ● Numbered list ● Alignment ● Left ● Right ● Center ● Use of Delete, Backspace, CAPS lock keys ● Difference between delete key and backspace key 	<p>Kicking</p>
-------------	--	--	---	---	---	----------------

						
<p>Aug</p>	<p><u>Theme- 'Freedom, Leadership and Nation Building'</u></p> <p>*Telephonic Manners (How to speak on phone -soft skills)</p> <p>*Poem - Theme Poem 'Little Leader'</p> <p>*Talk Show- Leaders are born or made?</p> <p>(Individual Activity</p> <p>Pair and Share Role Play)</p>	<p>"Freedom Leadership and Nation Building"</p>  <p>-Voice Modulation (tongue twister)</p> <p>-My dream house</p> <p>-Reader's Theatre</p> <p>-Ventriloquism</p>  <p>Students try with their stick puppet</p> <p>Students make drawings, symbols</p>	<p>Indian Dance: Independence Day Song "Hindustani"</p> <p>Indian Vocal- Song-Aaya re aaya Govinda aaya.</p> <p>Western Vocal: Correct posture & breath. Simple songs. Reading basic notation. Songs: Count on me(Bruno Mars)</p>	<p>Pop Art</p> <p>*Introduction to Pop Art</p> <p>*famous artist :Andy Warhol</p> <p>*Art Style of Pop Art</p>  <p>Clay modelling "Colours Around Us"</p> 	<p>OO04kids Writer</p> <ul style="list-style-type: none"> ● Inserting Pictures ● Internet and netiquettes ● Internet Search ● Copy image ● Paste to writer ● Resize pictures 	<p>Different Types of Animal Walk</p>

		and write messages showing love for the country, followed by a presentation and discussion.				
Sep-Oct	<p><u>Theme- Innovative and Emerging India”</u></p> <p>*India on the Move</p> <p>* Livelihood (What will I become when I grow up)</p> <p>*Fun Time - Tongue Twister (Indian insects itch in icy igloos!”)</p> <p>(Practice for Sanchayan)</p>	<p>Theme “Innovative and Emerging India”</p> <p>stage management skills</p> <p>working as a team</p> <p>Getting to Know</p>  <p>Students will present and speak a few lines on how they imagine the</p>	<p>Indian Dance: Preparation for Sanchayan</p> <p>Indian Vocal- Song - Nani ke ghar jaenge</p> <p>Western Vocal: Time signatures 2/4 and 4/4. Song: All things bright and beautiful”</p>	<p>Introduction to Warm and Cool Colors</p> <p>*Warm Colors</p> <p>*Cool Colors</p> <p>*abstract artwork using warm and cool colours.</p> <p>*Materials: Colored pencils, crayons or oil pastel,</p>  <p>Clay Modelling “Garden of Happiness”</p>	<p>OO04kids Writer</p> <ul style="list-style-type: none"> ● Page Borders ● Margins ● Page formatting ● Fill colour <p>OO04KIDS –IMPRESS [Multimedia Presentation Software]</p> <ul style="list-style-type: none"> ● Multimedia presentation ● Open ● Save ● Close a presentation ● Layout ● New slide ● Insert text to slide ● Slide Show 	Dodgeball

	<p>*Introduction of Poem</p>  <p>(Individual Activity)</p> <p>Pair and Share Role Play)</p>	<p>future India would be.</p> <p>Audition for the final play</p>		 <p>CUPCAKE FRIDGE MAGNET "Fun with Shapes and Colours"</p> 		
<p>Nov</p>	<p><u>Theme-“ Self Reliant and Responsible India”</u></p> <p>*Introduction</p> <p>*Information on how our country became self reliant and responsible.</p>	<p>Practise for the final performance (Sanchayan) begins</p>	<p>Indian Dance: Preparation for Sanchayan</p> <p>Indian Vocal- Preparation for Sanchayan</p> <p>Western Vocal: Preparation for Sanchayan</p>	<p>Gond art - Nature In Gond Art.</p> <p>*Focus on the preservation of nature through Gond art.</p>  <p>Clay Modelling "Festivals, Light and IndianArt"</p>	<p>OO04KIDS –IMPRESS [Multimedia Presentation Software]</p> <ul style="list-style-type: none"> ● Slide transition ● Sound ● Timings ● Animation ● Custom Animation ● Slide Show 	<p>Walking on Diff Pathways & Shape</p>

	<p>*Folk Tale of Rajasthan – The Clever Camel</p> <p>*Poem - 'Theme-Self Reliant India'</p> <p>'(Practice for Sanchayan)</p> 			 <p>LEAF KEYCHAIN "Leaves and Nature Around Us"</p> 		
<p>Dec</p>	<p><u>Theme-Creative India</u></p> <p>*Ice-breaker *Introduction *Folk Tale *Information on 'Different types of art practiced in India' *Theme Poem (Practice for Sanchayan)</p>	<p>Practise for the final performance (Sanchayan) begins</p>	<p>Indian Dance: Preparation for Sanchayan</p> <p>Indian Vocal- Preparation for Sanchayan</p> <p>Western Vocal: Preparation for winterlude/Christmas as Songs: Jingle bells/We wish you</p>	<p>*Man, and nature - Australian Aboriginal dot paintings</p>  <p>Clay modelling Happy Gingerbread</p>	<p>OO04KIDS –IMPRESS [Multimedia Presentation Software]</p> <ul style="list-style-type: none"> ● Timings ● Animation ● Custom Animation 	<p>Throwball</p>

			a merry Christmas			
Jan-Feb	<p>Theme- “Young India Future India”</p> <p>‘I can do it’</p> <p>*Thinking Right</p> <p>*Moral Story- Positive Thinking</p> <p>*Fun Activity Story Builder- The noun game (weave your own story)</p> 	Final Presentation	<p>Indian Dance: Revision of previous lessons</p> <p>Indian Vocal : Revision of previous lessons</p> <p>Western vocal: Revision of previous lessons</p>	<p>Romero Britto</p> <p>* Introduction about the artist and his style of art.</p> <p>* Artworks inspired from his style.</p>  <p>Clay modelling Makar Sankranti</p>  <p>Kites</p>	<p>Artist Lab -Code.org [Block Programming]</p> <ul style="list-style-type: none"> ● Introduction to Visual Block Programming ● Turn ● Move forward ● Repeat Block ● Jump ● Turn ● Move forward ● Repeat Block ● Nested repeat ● set color ● Random color ● Draw Sticker ● Set Pattern ● Functions 	Rolling at the Targets