












TAGORE INTERNATIONAL SCHOOL
VASANT VIHAR, NEW DELHI
CO-SCHOLASTIC SYLLABUS (2026-27)
CLASS I



MONTH	ART PURSUIT				OTHERS	
	PUBLIC SPEAKING	THEATRE	PERFORMING ART	ART	COMPUTERS	PHYSICAL EDUCATION
April/May	<p>“I am Special” Students will introduce themselves by saying their name along with a describing word using the same letter. Example: “I am Cheerful Chirag.”</p> <p>Mirror Play - Students will work in pairs.</p>	<p>Greeting Circle Students will stand in a circle and take turns greeting the class. They will say “Hello” in different languages (e.g., Namaste, Hello, Vanakkam, Sat Sri Akal) using simple words. They will use facial expressions and actions (smiling, waving, folding hands) while greeting. They will observe and repeat different greetings shared by their classmates.</p>	<p>Indian Vocal--*Jag mug Tare with annotations *Nile pani ki masti song - action song</p> <p>Indian Dance: Introduction of Kathak as a classical dance >Types of Classical dances in India >Importance of Bhoomi Pranam in Kathak >Tatkar (basic Footwork)</p> <p>Western Vocal: Exploring Sound</p>	<p>*Elements of art Exploring Patterns, Lines, and Colors through Abstract Art</p>  <p>Clay Modelling</p>	<p>Getting familiar with computer</p> <p>Switch on/off a computer Different parts of the computer. Buttons on mouse (left & right) Usage of Computers at various places Alphanumeric & Special keys on the keyboard. Delete Backspace Shift CAPS LOCK</p> <p>MS Paint Drawing software</p>	<p>Ball Handelling</p>



	<p>One student will perform actions and show different emotions, while the other acts as a mirror, copying them exactly like a reflection.</p>	<p>https://leverageedu.com/blog/hello-in-different-indian-languages/</p> 	<p>& Rhythm Introduction to sound (loud/soft, high/low). Clapping rhythms. Easy Songs/Nursery rhymes with beat. Body percussion.</p> <p>Songs: You are my sunshine</p>	<p>“Little Creatures Around Us”</p>  <p>“Insects Around Us” CATERPILLAR ON LEAF</p> 	<p>Shapes tool in MS paint -Rectangle tool -Ellipse tool -line tool -Curve tool Saving a file Text tool -Colour -Font size -Style- Bold / -Italics/ -Underline Colour Palette Fill Can Thick and thin lines (Line thickness options) Opening a file Select tool Copy Paste</p>	
<p>July</p>	<p>Tongue Twister Time- Students practice short, India-themed tongue twisters like: “Clap and cheer, India is dear”, “Red and yellow,</p>	<p>Statue Game Students will listen to the name of a monument (e.g., Taj Mahal or Qutub Minar). They will create a simple statue pose using their body (e.g., hands up, standing</p>	<p>IndianVocal : ; Introduction to basic warm up exercises through alankaars. Song- Mera School Indian Dance:Revision >Introduction of Garba on “Shubh</p>	<p>*Happy Lines, Happy Art Patterns with Lines, Shapes , form, and space.</p>  <p>Clay Modelling</p>	<p>MS Paint Drawing software Pencil tool Foreground colour Background colour Eraser Brush tool Select tool Copy Paste Set image as desktop background</p>	<p>Move & Freeze on Signals</p>

	<p>green and blue, many colours make India new”</p> <p>“Kindness Crusaders” - Each student introduces themselves as a superhero and shares how they would use their power to help others, care, and bring friends together.</p>	<p>tall). They will freeze in the pose for 5 seconds without moving.</p> 	<p>arambh” from Kai Poche</p> <p>Western vocal: The moon song(Karen O)</p>	<p>“Feelings and Expressions”</p> 	<p>Tile Center Fill</p> <p>Screenless Programming Activities</p> <p>SCRATCH JR. [Visual Block Programming] Interface of Scratch Jr. Canvas area Background Insert characters Delete characters Move Block Orange wait block</p>	
<p>August</p>	<p>Affirmations of Power Positivity- I am calm, I am smart, I am confident, I am worthy, I am capable, I am a wonderful</p>	<p><u>Do the Right Thing (Little Citizens, Big Responsibility)</u></p> <p>Students will act out simple everyday actions that show responsible behaviour, such as throwing waste in the dustbin, helping</p>	<p>Indian Vocal -Song - ChotiChoti Gaiyan Indian Dance: Independence Day Song “India Wale”</p> <p>Western vocal: The moon song(Karen O)</p>	<p>Romero Britto</p> <p>* Introduction about the artist and his style of art .</p> <p>* Artworks inspired from his style.</p> 	<p>SCRATCH JR. [Visual Block Programming] Interface of Scratch Jr. Canvas area Background Insert characters Delete characters Move Block Wait block Repeat block Say block</p>	<p>Obstacle Race</p>

	<p>speaker, I believe in myself, I am responsible and strong, I have power to make a difference.</p> <p>Little Leader Spotlight- Each student dresses up as a national leader and speaks about them. They can also share a famous quote or a value of the leader.</p>	<p>a friend who has fallen, sharing their toys or pencils, watering plants, switching off lights or fans when not in use, standing in a line patiently, saying thank you with a smile, keeping their classroom clean, greeting elders respectfully by folding hands, and helping parents at home by carrying small items. Students will perform these actions without speaking, using only body movements and facial expressions to show understanding of good habits and responsible citizenship.</p>		<p>Clay Modelling</p> <p>“Colours Around Us”</p> 		
Sep-Oct	<p>Peer Interview- Students will ask each other</p>	<p>Little Heroes Parade</p>	<p>Indian Vocal Song - Nani ke ghar jaenge. Indian Dance:</p>	<p>Introduction to western artist “Wassily kandinsky” * Artworks inspired</p>	<p>SCRATCH JR. [Visual Block Programming]</p>	<p>Aerobic Fitness</p>

	<p>simple questions like “What do you want to invent?” or “How will you help India in the future?”</p> <p>When I grow up- Students will speak on prompts like “If I were a scientist...”, “If I were a pilot...” or “What I want to become when I grow up...” and share their ideas.</p> <p>(Sanchayan Practice)</p>	<p>Students will dress up as famous Indian heroes such as Mahatma Gandhi or Rani Lakshmi Bai and speak 1–2 short lines taken from their real speeches or quotes. The teacher will guide students to practice the lines with simple actions and expressions. This activity helps students connect with inspiring leaders, build confidence in speaking, and understand important values like bravery, truth, and kindness.</p> 	<p>Preparation for Sanchayan</p> <p>Western vocal: Don't worry be happy(Bobby McFerrin)</p>	<p>from his style.</p> <p>Topic “Circling around”</p>  <p>Clay Modelling of “Garden Happiness”</p>  <p>CUPCAKE FRIDGE MAGNET “Fun with Shapes and Colours”</p> 	<p>Interface of Scratch Jr.</p> <p>Canvas area Background</p> <p>Insert characters</p> <p>Delete characters</p> <p>Move Block Orange wait block</p> <p>Purple block Show Hide</p> <p>Purple block Reset size Grow Shrink</p>	
--	--	---	---	---	---	--

<p>November</p>	<p>I Can Do It Myself- Students will share any one simple task they can do independently (e.g., packing their bag, tying shoelace etc.).</p> <p>(Sanchayan Practice)</p>	<p><u>Voice Inflection Exercise</u></p> <p>Students will try speaking the given sentence "I know the answer" with a variety of different meanings just by changing your voice inflection. You could say:</p> <p>"I know the answer [no one else does]" or, "I know the answer! [all that studying paid off]" or, "I know the answer?" [no, I don't]</p> <p>or, "I know the answer... [but what's the question?]"</p>	<p>Indian Vocal-Preparation for Sanchayan</p> <p>Indian Dance: Preparation for Sanchayan</p> <p>Western vocal: Preparation for Sanchayan</p>	<p>Introduction of indian folk art "Gond art" - Nature In Gond Art.</p> <p>*Focus on the preservation of nature through Gond art.</p>  <p>Clay Modelling</p> <p>"Festivals, Light and IndianArt"</p> 	<p>SCRATCH JR. [Visual Block Programming]</p> <p>Commands Yellow Block When tap on sprite Orange Block Wait Set speed repeat</p> <p>Auditions for Computer Prowess</p>	<p>Langdi Tang</p>
------------------------	---	---	---	--	--	--------------------

<p>December</p>	<p>Stage Stars – Confidence on Stage- Students will practice moving and speaking on stage, learning to use the space effectively and express themselves confidently in front of others.</p> <p>(Sanchayan Practice)</p>	<p>(Sanchayan Practice)</p> <p>Magic Box of India</p> <p>In this activity, a special “Magic Box of India” is placed in front of the class, filled with items representing Indian culture and pride. Students take turns to come forward, pick an item (real or imaginary), and act out or describe it. For example, a student may pick the Indian flag and show respect, act as a freedom fighter, perform a classical dance step, or pretend to visit a famous monument. Each student explains their object and what it represents about India, while the class responds</p>	<p>Indian vocal Preparation for Sanchayan</p> <p>Indian Dance: Preparation for Sanchayan</p> <p>Western vocal: Preparation for winterlude/Christmas</p> <p>Songs: Jingle bells/ Joy to the world</p>	<p>Introduction to Abstract Art and Miró's Style</p> <p>"Exploring Abstract Forms: Inspired by Joan Miró"</p> <p>*Movement and motion in drawings</p>  <p>Clay Modelling</p> <p>Happy Gingerbread Friend</p> 	<p>Code Monkey Jr. Basics of programming (Sequencing, Looping etc)</p> <p>SCRATCH JR. [Visual Block Programming]</p> <p>Commands</p> <p>Orange Block Wait Set speed repeat</p> <p>Purple block Show Hide</p>	<p>Kicking & Rolling</p>
------------------------	---	---	---	---	--	----------------------------------

		with claps and encouragement. This activity promotes patriotism, creativity, and expressive storytelling.				
Jan-Feb	<p>(Sanchayan Practice in January)</p> <p>My Superpower Talk – Students will share one personal strength or quality they are proud of and give a short example of how and when they have used it.</p>	<p>(Sanchayan Practice in January)</p> <p><u>Wall of Promise</u></p> <p>Students will think of one meaningful promise to India and express it through a short theatre performance. They will use simple sentences, actions, and facial expressions to act out their promise confidently. Each student will present on stage, and their posters will be displayed as a “Wall of Promises.”</p> <p>Example: A student says, “I will keep my</p>	<p>Indian Vocal -Revision of the previous lessons.</p> <p>Indian Dance: Revision of the previous lessons.</p> <p>Western vocal: revisions of previous lessons.</p>	<p>Graffiti art *Introduction about graffiti art</p> <p>*Choosing a Theme or Words:students will think about something that they enjoy or want to express in their artwork (like a favorite animal, sports team, or positive word like "LOVE" "JOY" OR "NAME").</p> <p>*Cool effects can be added to the letters or shapes like drips, arrows,circles or stars to make it look more like graffiti art.</p>	<p>SCRATCH JR. [Visual Block Programming]</p> <p>Commands Purple block Show Hide Reset size Grow Shrink Next Background pop Send messages Start messages</p>	Jump rope Exercise

surroundings clean,”
while pretending to
pick up litter and
throwing it in a
dustbin.



Clay Modelling
pencil stand

