



TAGORE INTERNATIONAL SCHOOL
VASANT VIHAR N.DELHI
HOLIDAY ENGAGEMENT ACTIVITIES
SESSION 2026-27
CLASS VII



“True patriotism lies not only in loving our country, but in working every day to make it stronger, cleaner, kinder, and better.”

Dear Students

This summer, let us celebrate the spirit of our nation with pride and curiosity through the theme **“Proud to be an Indian.”** Through the activities and assignments, you will discover values such as unity in diversity, resilience, respect, and responsibility towards our country. Remember, being proud to be an Indian is not just about honouring our glorious past, but also about contributing positively and responsibly towards the future of our nation.

Here are some meaningful activities that you can engage in during the holidays-

- Maintain a journal to note down your daily activities.(Mandatory activity- journal has to be shown to class teacher in July)
- Interview a local helper such as a gardener, driver, shopkeeper, or sanitation worker and record a short appreciation video or written reflection.
- Check out on **Book My Show** for events happening in your city. Watch a theatrical performance, classical dance, classical music performance. Paste some pictures of these performances that you watch in your journal.
- Visit museums in whichever city you are in during holidays. Click your picture while visiting and paste it in your journal.
- Bring online receipt/ ticket stubs of the museum, theatrical, dance/ music performance you attended and show it to your class teacher. **This will secure you up to 5 marks.**

ENGLISH-

Task-I

CREATIVE WRITING

Indian spices are not just for taste, they carry stories and life lessons. In this activity, write a 150–200 word story using any 4–5 proverbs or idioms, based on the theme of Indian spices. Your story can be set in a kitchen, spice market, family celebration, cooking competition or even a magical world where spices come alive. You can show emotions through spices (like chilli for courage or turmeric for healing) and even give a new meaning to a proverb.

Your story should have a clear beginning, setting and characters, along with a problem and a meaningful or interesting ending. Use sensory details like smell, taste, colour, and texture and try to include dialogue or thoughts. Don't forget to give your story a creative title.

Creative Twist:

- Imagine spices as characters
- Write from a spice box or recipe book's point of view
- Show the journey of a young chef

Keep your work neat, clear and creative!

Task- 2

Suggested Reading Material:

There will be a follow up activity on these books in July.


1)Savi And The Memory Keeper-Bijal Vachharajan



2)The Secret of the Rainbow Phoenix by Aditi De



3)Let's Go Time Travelling by Subhadra Sen Gupta



HINDI

“जब मेरी कठपुतली बोल उठी...”

कल्पना कीजिए कि आपकी बनाई हुई कठपुतली एक दिन जीवित हो जाती है और आपसे संवाद करने लगती है। वह आपको अपनी किसी समस्या के बारे में बताती है—यह समस्या पर्यावरण, शिक्षा, तकनीक या समाज से जुड़ी हो सकती है। आप दोनों मिलकर उसका समाधान खोजते हैं। कठपुतली के साथ अपनी बातचीत को संवाद के रूप में लिखिए।

कार्य-निर्देश गूगल कक्षा में देखिए।

MATHEMATICS

ART INTEGRATION - PROUD TO BE AN INDIAN

India's traditional art forms beautifully combine culture and creativity. This holiday, you will explore the famous Warli Art of Maharashtra while connecting it with Mathematics through fractions, decimals, and percentages.


Your Task

Part A – Create a Warli Art Design

Draw a Warli-inspired composition on a 10 × 10 squared sheet (to be posted in the GCR).

Use geometric shapes such as circles, triangles, squares, and lines to create your artwork.

Colour your design neatly using 4–6 colours.



Part B – Mathematical Integration

On an A4 sheet, draw the table given below and complete it by analysing the colours used in your artwork.

Colour	In fraction	In decimal	In Percentage

Instructions

Count how many squares are filled with each colour.


Write the value:

as a fraction of the total 100 squares,

as a decimal, and

as a percentage.

Present your work neatly and creatively.



instructions

SCIENCE

SUSTAINABLE INDIA – INNOVATION PROJECT

(Choose Any ONE Theme)

The Challenge

Design and create an innovative working model or useful product using waste or recycled materials that can help solve environmental problems in India. Students are encouraged to think creatively, explore modern ideas, and use simple technology or smart concepts to make their projects unique and meaningful.

Suggested Themes for Exploration

You may take inspiration from any one of the following broad themes and develop your own original idea:

- Sustainable Villages and Smart Living
- Renewable and Clean Energy
- Waste Management and Recycling
- Water Conservation and Smart Irrigation
- Eco-Friendly Homes and Cooling Solutions
- Green Transportation and Infrastructure
- Natural Alternatives to Harmful Chemicals
- Reducing Plastic Pollution
- Climate-Friendly Innovations
- Traditional Indian Practices for Sustainable Living
- Smart Farming and Agriculture
- Energy Conservation in Daily Life

You are free to combine themes or create your own innovative concept related to sustainability and environmental protection.


Important Expectations

Innovation First

Think beyond ready-made ideas. Add your own creativity and improvements.

You may include:

- Simple circuits
- Sensors
- Smart systems
- Technology-based features



Submission Guidelines

Your submission must be a working model, innovative product, or functional prototype and not merely a stationary display model.

“Small innovative ideas can create big changes for a greener and better India.”

SOCIAL SCIENCE

Theme: Proud to be an Indian

Activity: Story Time with Puppets –Exploring New Beginnings: Cities and States from the Past
Life in the Mahājanapadas

Presentation Time: 2-3 Minutes (Individual Activity)

Part A: Puppet Show – Folklore from Mahajanapadas

Choose **ANY ONE** mahājanapada: Magadha, Kosala, Vatsa, or Avanti.

Research life in your chosen region: agriculture in the fertile Ganga plains, use of iron in the hilly region, trade networks, daily life. Use NCERT textbook or any reliable internet resources for reference.

- Create a short folklore/story showing life then – king, farmers, traders, craftsmen. Add creativity.
- Write a script: 2-3 minutes with clear introduction, the main body and conclusion with a clear message.
- Make One/Two puppets: Sock / Finger Puppets / Cloth puppets. Size: 20–25 cm.

Materials to Submit: Puppets