



**TAGORE INTERNATIONAL SCHOOL
VASANT VIHAR N.DELHI
HOLIDAY ENGAGEMENT ACTIVITIES
SESSION 2026-27
CLASS IX**

“Let us live with pride in our land, for it is rich in spirit and strength.”

—Subramania Bharati

Dear Students

This summer, we're not just taking a break but celebrating who we are! Inspired by the spirit of **'Proud to be an Indian,'** this year's holiday homework invites you to explore your identity, heritage, and responsibilities as a citizen. Let your thoughts, actions, and creativity reflect the pride of being an Indian and make a positive difference around you.

Mindful Living in a Digital World

- Spend one hour every day without gadgets and engage in activities such as reading, sketching, exercising, gardening, or spending time with family. Reflect and record in your journal on how you felt.
- Reconnect with one offline hobby such as painting, music, cooking, journaling, sports, or craftwork and document your experience creatively.
- Check out on **Book My Show** for events happening in your city. Watch a theatrical performance, classical dance, classical music performance. Paste some pictures of these performances that you watch in your journal.
- Visit museums in whichever city you are in during holidays. Click your picture while visiting and paste it in your journal.
- Bring online receipt/ ticket stubs of the museum, theatrical, dance/ music performance you attended and show it to your class teacher. **This will secure you up to 5 marks.**


ENGLISH

Task I


Suggested Reads

Read ANY ONE of the books given below. Follow-up activities will be conducted in class in July.

1) Sahyadri Adventure by Deepak Dalal: The novel follows adventurous teenagers exploring the Sahyadri hills while facing danger, solving mysteries, and learning courage and responsibility.



2) **Born again on the Mountain by Arunima Sinha:** The book narrates Arunima Sinha's fearless struggle, resilience, and achievement of climbing Everest despite physical disability and hardships.



Task II (Creative Writing)

Write a persuasive essay (250–300 words) on the topic 'Conserving Nature Through Sustainable Practices'. Support your views with relevant examples, arguments, and personal reflections on how sustainable practices such as reducing waste, conserving resources, and adopting eco-friendly habits can help preserve nature and ensure a healthier future for coming generations.

(Detailed grammar handouts and checklist will be shared via GCR)

Submission Deadline: Submit the work duly done on punched sheets on Thursday, 2 July.
Rubric for assessment:

MATHEMATICS

Task: The Altar of Bricks

Explore the Baudhayana Theorem—the ancient Indian precursor to the Pythagorean Theorem—through its practical application in Vedic altar geometry. Also, in the Sulbasutras, the *Caturasra-Syena-Cita* (Eagle Altar) was built using specific geometric shapes to maintain a constant area. As an application of the above do any one of the following activity:


Create a 3 D cardboard model of an altar.

OR

Create a board game or card game on the same.

SCIENCE

Theme: Proud to be an Indian



General Instructions: Choose and complete ANY ONE practical project (Option 1 OR Option 2).

OPTION 1: Traditional Superfood (Infographic Poster)

Explore the science behind India's traditional fermented foods! Choose ONE traditional fermented dish from any Indian state. Prepare it at home with adult supervision. (Note: Choose something unique—avoid common everyday items like regular curd).

What to do: Create a vibrant, one-page A3 or A4 Infographic Poster that includes these 4 sections:

The Dish & You (Visuals): Paste 2 printed photos.

Photo 1: The "Magic" (the fermented batter/mixture showing visible changes like bubbles or a rise in volume).

Photo 2: A picture of YOU holding the final prepared dish.

The Science (Theory): Mention whether your dish used Lactic Acid Fermentation or Alcoholic Fermentation. Write down the simple chemical equation for it.

The Goodness (Nutrition): Write 2-3 bullet points explaining why this fermented dish acts as a "probiotic" and how it helps our gut health.

The Pitch (Creativity): Give your dish a catchy Brand Name and a "Made in India" tag. Suggest one modern twist to make this traditional dish appealing to children today, and add a fun slogan!

OR

OPTION 2: Bio Enzymes (Nature's Natural Cleaner Infographic Poster)

Bio enzymes are natural cleaners made via fermentation. They keep your house free from toxic chemical cleaners and are great for the environment—1 litre of bio enzyme can decontaminate 1000 litres of water!

Your Challenge: Research and find out how to make bio enzymes at home using simple kitchen waste and natural ingredients.

What to do: Create a vibrant, one-page A3 or A4 Infographic Poster that includes these 3 simple sections:

The Action (Visuals): Paste 2 printed photos.

Photo 1: YOU mixing the ingredients to prepare the enzyme.

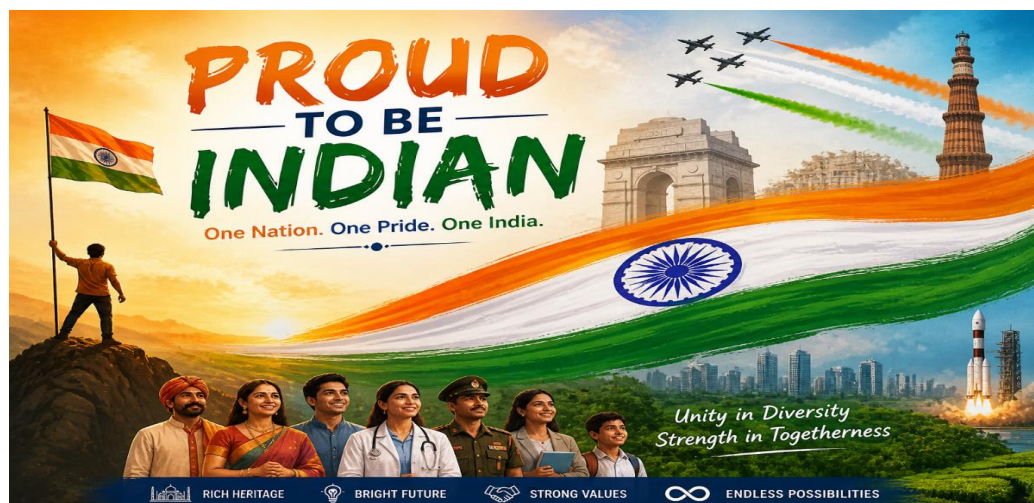
Photo 2: A "Before & After" shot of a surface/item you cleaned using your ready bio enzyme.

The Recipe: Briefly list the main ingredients you used and write the process down in 3 simple steps.

The Impact (Reflection): Write 2-3 bullet points explaining how enzymes break down dirt and why this natural cleaner is better for our environment than chemical ones.

Submission for Option 2: Your A3/A4 poster + 1 small sample bottle of your ready bio enzyme.

SOCIAL SCIENCE



India is not just a nation—it is an emotion, a history, and a living experience. Being Indian means carrying a legacy of culture, diversity, and resilience. At the same time, it also means being aware of the challenges that exist within our society. This project explores India not only as a source of pride but also as a space of contradictions and possibilities.

Being Indian is about celebrating our achievements while taking responsibility for building a better future.

1. **“India – Not Just a Country, but an Experience” (Roll no's - 1-20)**

Make a short video highlighting that India is no longer just about traditions and diversity—it is also about innovation- AI-based apps, Online education platforms, Digital payments and smart systems.

* **Duration**

Keep your video between **2–4 minutes**. Background music is optional.

* **Visuals**

Use images, short clips, or drawings.

You can include photos of villages, cities, cultural practices, and modern developments.

* **Voiceover / Presentation**

Speak clearly in your own voice or add subtitles.

Keep your explanation simple and engaging.

2. **“India 2047: Designing the Nation at 100” (Roll no's- 21-45)**

India’s future depends on today’s actions. By planning ahead and working responsibly, we can build a nation that is strong, fair, and sustainable by 2047

You will design a futuristic Digital newspaper from the future imagining what India looks like in 2047 (100 years of independence).

Think like a journalist reporting: Achievements, Changes and Everyday life in future India

Focus on future advancements: AI in hospitals, Smart classrooms, Driverless transport and Space achievements.

Tools You Can Use

- Canva
- Microsoft PowerPoint
- Google Slides
- Microsoft Word

Format Requirements

- Create **5-6 pages/slides**
- Save and submit as a **PDF or image file**
- Use a **newspaper-style layout** (columns, headlines, sections)

What to Include:

1. **Newspaper Name & Date**

Create a catchy title (e.g., “*Future Times 2047*”)

2. **Main Headline (Front Page)**
Big, bold news about future India
(Example: "India Leads the World in AI Innovation")
3. **Articles (3–5 short articles)**
Include topics like:
 - a. Technology (AI, robotics, smart cities)
 - b. Education (digital classrooms, virtual learning)
 - c. Environment (green energy, pollution-free cities)
4. **Images & Design**
 - a. Add relevant pictures, icons, or illustrations
 - b. Use columns, borders, and headings like a real newspaper

The distribution of marks with rubrics relating to project work is as follows:

हिन्दी

रैप निर्माण

कल्पना कीजिए कि आप एक युवा कलाकार हैं और 'झाँसी की रानी' कविता को आज की नई पीढ़ी तक रैप के माध्यम से पहुँचाना चाहते हैं। आपको कविता की पंक्तियों अथवा उसके भावों को आधार बनाकर एक छोटा और प्रभावशाली हिंदी रैप लगभग 10-15 पंक्तियों में तैयार करना है। रैप में वीरता, देशभक्ति और रानी लक्ष्मीबाई के साहस का वर्णन होना चाहिए। कविता की 1-2 प्रसिद्ध पंक्तियाँ भी उसमें शामिल कर सकते हैं।

रैप में निम्नलिखित भाव सम्मिलित किए जा सकते हैं-

- रानी लक्ष्मीबाई का साहस
- देशभक्ति और स्वतंत्रता
- महिला शक्ति
- अन्याय के विरुद्ध संघर्ष
- 'मैं अपनी झाँसी नहीं दूँगी' जैसी दृढ़ता
- युवाओं के लिए प्रेरणा

निर्देश हिन्दी के GCR में देख सकते हैं।

KAUSHAL VIKAS (MANDATORY PROJECT) :

Task: Create a Vlog

During the holidays, you are required to visit any monument in India and create a vlog based on your visit. The vlog should clearly present the following points:

1. The route taken to reach the monument.
2. The walk or approach to the monument.
3. The facilities and services available nearby.
4. The history and architectural features of the monument.



Instructions:

The narration must be clear and precise and in your own voice.

The script must NOT be generated by ChatGPT.

Make subtitles for your narration.

Additionally, prepare a fact file stating the problems in the services provided for the visiting public at the monument. For example : location of the public toilets, conditions of the toilets provided, provisions for the elderly tourists, etc. Suggest solutions for the same.