



TAGORE INTERNATIONAL SCHOOL VASANT VIHAR CLASS- KG (2026-27)



Spreading Smiles This Summer



A cartoon illustration of two children, a girl with dark hair and a boy with red hair, sitting on a large red book. They are both smiling and looking towards the right. The background is a light blue sky with a sunburst effect in the top left corner.

Dear Parent,

As we enter the holiday season, it's a wonderful time to pause, connect and make joyful memories. Here are a few suggested activities to do with your ward.

- **Family Time** – Play a game, visit loved ones or just enjoy simple moments together.
- **Reading Habit** – Set a daily reading time using the suggested reading list.
- **Brain Gym** – Try the fun brain-boosting exercises shared in the links.
- **Practice Time** – Spend a few minutes daily, revising key concepts.
- **Stay Active & Healthy** – Encourage outdoor play and explore the healthy recipe shared.

Wishing your ward a happy, restful and love-filled holiday.



HELPING HANDS, HAPPY HEARTS

MOTIVATE YOUR WARD TO:

SHARE AND SHINE

- Share a toy or snack with a sibling or friend.
- Use the phrase: 'May I share this with you?', in conversations.
- Activity: Draw a picture of something she/he would like to share.

USE POLITE WORDS

- Say 'Thank you' when someone helps.
- Say 'Sorry' if someone gets hurt.
- Activity: Make a small 'Thank You' card for a helper (like the house help, driver or guard).

BE A TINY HELPER

- Help lay the table.
- Put toys back in their place after playing.
- Activity: Paste her/his photo helping at home, on a colourful A4 sheet.

RESPECT OTHERS

- Greet elders by saying 'Good Morning' or 'Namaste'.
- Listen quietly when someone is speaking.
- Activity: Draw and colour a picture with her/his grandparents.

ASSIST YOUR WARD

Craftwork-Star Badge 🏆

- Make a star badge for good work or behaviour and earn a "star of the day" badge. ★



LEARNING LIFE SKILLS THROUGH FUN, EVERYDAY MOMENTS

Mini Milestones that I will try to master:

- ✓ I can button my shirt all by myself.
- ✓ I open my lunchbox and eat like a champ.
- ✓ I use magic words: Please, Thank You, May I?, Sorry, Excuse Me.
- ✓ I help keep my room neat and tidy.
- ✓ I dress myself every day with pride.
- ✓ I brush my teeth and follow my daily routine.
- ✓ I greet everyone with a warm smile and kind heart.
- ✓ I listen carefully and follow instructions with respect.

Learning outcomes:

- ✨ Confidence
- ✨ Responsibility
- ✨ Independence
- ✨ Kindness

EXPLORING NATURE'S MAGIC

ACTIVITY NO.1- NATURE'S BOTTLE

Learning Outcome: To encourage your ward to connect with nature using age-appropriate exploration activities.

- Materials: Bottle/jar, natural items, labels.
- Guide the child to collect a variety of natural items (pebbles, dry leaves, petals, twigs).
- Give them a clean, transparent wide mouthed jar or plastic bottle (cut open).
- Help them layer the items creatively inside the bottle.
- They may also add a label like "My Mini Garden" with their name.
- Let them feel proud of their creation.

Skills: Observation, sequencing and sensory coordination.



GETTING FIT WITH YOGA

ACTIVITY 2 – FOLLOW THE ANIMAL YOGA PATH

Learning Outcome: To help your ward build body awareness, flexibility, and focus through fun, animal-inspired yoga poses.



- Teach 3-4 animal poses and arrange them in a sequence like a parade.
- You can place printed animal cards or pictures on the floor for them to follow.
- Encourage holding each pose for 5–10 seconds while naming the animal.

Suggested Poses:

- **Cat Pose** – On hands and knees, round your back like a stretching cat.
- **Frog Pose** – Squat and jump like a frog
- **Tiger Pose** – On hands and knees, lift one leg and the opposite arm like a playful tiger ready to pounce.
- Link - <https://youtu.be/mhN5Fc1oTB4?feature=shared>.



Skills: Health awareness and balance.

HELPING HANDS AT HOME

ACTIVITY 3 –CLOTHES FOLDING & TABLE LAYING

Learning Outcome: To build independence, responsibility and fine motor skills through everyday tasks.

- **Folding Fun**

Encourage your ward to fold small items like napkins and sort clothes into piles. These tasks build fine motor skills and a sense of responsibility.

- **Laying The table**

Let your ward count and arrange mats, plates, bowls, glasses and spoons on the dining table. It builds sequencing skills and helps them feel involved in family routines.

- 📷 **Photo Suggestion:** One folding clothes, one laying the table

Skills: Fine motor skills, sorting, responsibility, sequencing, organization and following routines.



LITTLE MASTER CHEFS

ACTIVITY 4 – HEALTHY BITES BY LITTLE HANDS

Learning Outcome: To build independence, responsibility and fine motor skills through everyday tasks.

- Give your child boiled corn or sprouts, chopped veggies like tomato and cucumber, lemon juice, salt, and chaat masala.
- Let them mix everything in a bowl using a spoon. This fun food activity builds independence, fine motor skills and healthy eating habits.
- Link - <https://youtu.be/euP77KYDDF0?feature=shared>
- 📷 Photo Suggestion: Mixing and preparing the snack

Skills: Basic combining, taste balance and hygiene awareness.



LITTLE SCIENTISTS AT WORK

ACTIVITY 5 – INFLATING THE BALLOON

Learning Outcome: To show how mixing baking soda and vinegar can blow up a balloon like magic.

Materials: Balloon, bottle, vinegar, baking soda
Please assist your ward for the following activity

Steps:

1. Pour vinegar into a plastic bottle.
2. Put baking soda inside a balloon .
3. Fix the balloon over the bottle mouth and lift it to drop baking soda in.
4. Watch the balloon inflate on its own.

📷 Photo Suggestion: With the inflated balloon


Skills: Observation skills, curiosity and fine motor skills




WASTE TO WOW – CREATIVE RECYCLED ART PROJECTS

ACTIVITY 6 – RECYCLED STORY PUPPET

Learning Outcome: To develop creativity and communication skills through imaginative play.



- Provide your child with ice cream sticks, magazine cutouts, cloth bits and buttons.
- Let them create a puppet—like a king, superhero or animal—using these recycled materials.
- Once done, the child can use the puppet to tell a short story or sing a rhyme.
- This encourages creativity, storytelling and self-expression.



Skills: Creativity, fine motor skills, storytelling, imagination and self-expression.




CREATIVE

ACTIVITY 7 – SHAPE GARDEN COLLAGE

Learning Outcome: To reinforce shape recognition and enhance creativity through a collage.

- Give your child cutouts of basic shapes like circles, squares, and triangles.
- Let them paste the shapes and use their imagination to create a scene.
- This hands-on activity helps them understand how shapes form objects in the world around us.

Skills: Shape recognition, spatial awareness, creativity and fine motor skills.






BRAIN GYM

Learning Outcome: To improve focus, coordination, and readiness to learn through simple, joyful body movements.

- Brain Gym is a fun way to help your body and brain work together. With simple movements like stretching, tapping, and crossing arms, you can feel more focused, calm, and ready to learn.
- Let's enjoy these happy moves and feel full of energy every day.
- Please find links for reference.
- Share 2–3 fun photos of your Brain Gym time.
- Links: **Finger exercises** - <https://youtu.be/DJt6ORwxKmE?feature=shared>
Concentration games - <https://youtu.be/o0j5zEVI6VU?feature=shared>
Memory games - <https://youtu.be/GVxQ9yBpeio?feature=shared>
Cross crawl - <https://youtu.be/fYJs9NZJj2g?feature=shared>

Skills: Focus, coordination and emotional balance.



READING TIME: GROWING WITH EVERY PAGE

Learning Outcome: To improve focus, coordination and readiness to learn through simple, joyful body movements.

- Reading is a beautiful habit that opens the door to imagination, learning and language. When children read from an early age, they develop better focus, creativity and a love for stories and knowledge.
- Let's build joyful reading moments every day—through picture books, short stories, and fun poems.



Skills: Vocabulary building, comprehension, listening and imagination.

READING TIME: GROWING WITH EVERY PAGE

Learning Outcome: To improve focus, coordination and readiness to learn through simple, joyful body movements.

Some age appropriate book series are:

- **Lady bird Level 1**
- **Peter and Jane Level 1**
- **Bruno Series**
- **Pepper Series**
- **Dr. Suess**



Skills: Vocabulary building, comprehension, listening and imagination.



Happy
Holidays!