



**TAGORE INTERNATIONAL SCHOOL
VASANT VIHAR, NEW DELHI
CLASS IV
HOLIDAY HOMEWORK 2026-27**

Celebrating India

Dear Students,

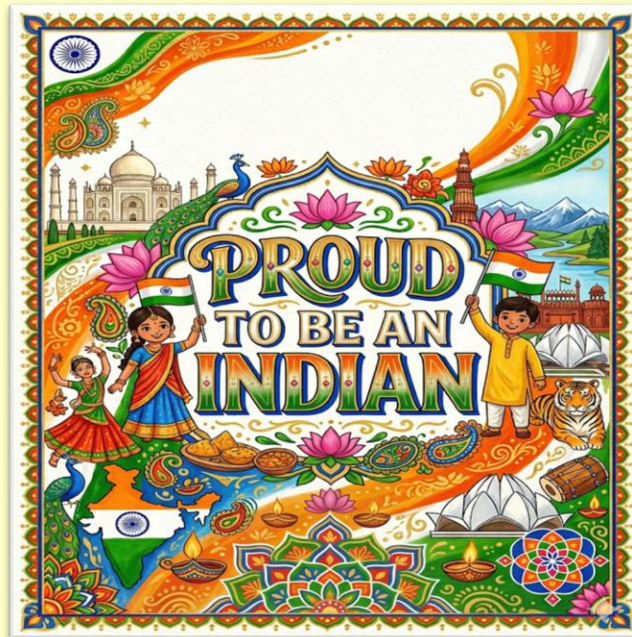
Summer break is a wonderful opportunity to explore new horizons, spend time with loved ones, and discover the diverse beauty of the world around us. This year, our holiday homework is centered around the vibrant and soulful theme: "Proud to be an Indian."

India is a land of incredible stories, timeless traditions, and remarkable progress. Being a proud Indian means more than just celebrating our history; it means contributing to our future. During these holidays, we encourage you to connect with your roots—speak with your elders about family traditions, explore the flavours of Indian cuisine, discover the bravery of our national heroes, and appreciate the natural beauty of our diverse landscapes.

As you enjoy your break, remember that small acts of citizenship—like conserving water, respecting our public spaces, and supporting local artisans—are what make our nation truly great.

We hope you have an enriching summer filled with joy, curiosity, and a deep sense of pride for our motherland. Come back with a heart full of stories and a spirit ready to shine!

Wishing you a happy and patriotic summer!



Note: Each student is required to complete only one specific task based on their assigned roll number for every subject.

Please follow the instructions above each subject column to identify your assigned project.


English

Connecting the Corners of India - A Celebration of Contrast

"India is not just a country; it is a beautiful story written in a thousand languages and painted in a million colours." Every corner of our nation—from the snowy peaks of the North to the golden sands of the South—has its own unique flavour, dress, and song. While our traditions may be different, our hearts beat as one.

Group A
(Roll No. 1-16)

The "Diverse" Menu Card



Food is a great way to talk about diversity. Design a three-course menu for a "Unity Feast." You must pick up dishes from North, South, East, and West India. Write a 2-line description for each dish using sensory words (taste, smell and look).

Example: "Dhokla: A **spongy, steamed** cake from Gujarat that tastes **tangy and sweet**."

Use the template below to organize your content:

- A catchy name of the restaurant outside the Menu card.
- Culture Spotlight: Feature some photos or drawings of dishes to decorate.

Mode of submission:


A3/A2 sheet folded into half to give menu card effect.

Reference:

<https://www.youtube.com/shorts/W1gNiznXeaU>

Group B
(Roll No. 17-32)

A Suitcase Full of Stories



Draw a suitcase. Inside, "pack" five items that represent different parts of India through pictures and drawings (e.g., a Pashmina shawl, a Kerala houseboat toy, a Bengal tiger figurine). Write a descriptive caption for each item.

Example: "I am packing a **soft, colourful** Pashmina shawl from **Kashmir**."

Give a catchy heading to the sheet.

Mode of submission:


A3/A2 sheet

Reference:

https://www.youtube.com/shorts/6ZWP_LWzWQ4w

Group C
(Roll No. 33-48)

Language Detective



Explore the many ways we say "Hello" across the country.

Research how to write "**Hello**" or "**Welcome**" in 8 different Indian languages. (e.g., *Namaste, Sat Sri Akal, Vanakkam, Khurumulari, Nomoshkar*).

Create a colorful "Language Map"

"I love my India." Find out how to say this in your Mother Tongue and two other Indian languages.

Mode of submission:

A3/A2 sheet

Reference:

<https://www.youtube.com/watch?v=gdwUJk-LOhI>

The Math in Indian Art Cultural Canvas






India is a land of rich culture, colours, and creativity. Our traditional art and craft forms beautifully reflect patterns, symmetry, shapes, and design. Let us explore the beauty of Indian heritage and discover how art and mathematics come together in creative ways. .

Group A (Roll No. 1-16)	Group B (Roll No. 17-32)	Group C (Roll No. 33-48)
<p>Folk Fusion</p> <p>Explore: Observe traditional handloom sarees and shawls in your mother's wardrobe.</p> <p>Choose: Select one saree or shawl that you like the most.</p> <p>Think: Identify the patterns used in it.</p> <p>Create: Draw and paint an animal, bird, tree, or nature scene in Gond Art style. Fill your artwork with colourful patterns inspired by the saree or shawl, just like Gond artists do..</p>  <p>Mode of submission: A3 sheet Reference: Gond art https://www.youtube.com/watch?v=XYJSISx-YQ https://www.youtube.com/watch?v=gP33YWmi6yo</p>	<p>Geometry in Raza's Vision</p> <p>Explore: Research about the Indian painter S.H. Raza and his famous artworks such as Bindu, Surya Namaskar, La Terre, and Saurashtra.</p> <p>Choose: Select one painting that you like the most.</p> <p>Observe: Identify the geometrical shapes and colours used in it.</p> <p>Create: Make your own painting inspired by S.H. Raza using circles, squares, triangles and other geometrical shapes.</p>  <p>Mode of submission: A3 sheet Reference: S.H. Raza https://www.youtube.com/watch?v=cbRFL-S-0-c https://youtube.com/shorts/zHFEfrKmjs?si=gcyvswjBJDUZUiT</p>	<p>Radial Rangoli</p> <p>Explore: Research the traditional Indian art forms Pookalam, Kolam and Rangoli. Observe their beautiful floor designs and patterns.</p> <p>Choose: Select one design that you found fascinating.</p> <p>Observe: Identify the kind of symmetry used in it — horizontal, vertical or radial</p> <p>Create: Make your own Radial Paper Relief Sculpture Art inspired by the chosen design.</p>  <p>Mode of submission: A3 sheet Reference: Radial relief sculpture https://www.youtube.com/watch?v=B6i8QsL-p98 https://www.youtube.com/watch?v=OykQUUU82gw&t=2s</p>

India's Wisdom, Our Innovation



India is a land of knowledge and innovation, where simple ideas have solved everyday problems since ancient times. Let us explore how science connects with daily life and become young innovators for a better India.

<p>Group A (Roll No. 1-16)</p>	<p>Group B (Roll No. 17-32)</p>	<p>Group C (Roll No. 33-48)</p>
<p>Jal Genius</p> <p>Explore: Observe how water is used at home and notice where it is wasted.</p> <p>Choose: Pick one situation where water can be saved, like washing hands or watering plants.</p> <p>Think: How can you reduce water wastage using simple materials like reused bottles? How can your idea help save water in India?</p> <p>Create: Make a DIY Water Dispenser using:</p> <ul style="list-style-type: none"> - a reused bottle. - cardboard - straws/pipes <p>Decorate it creatively and use it to control water flow and reduce wastage.</p>  <p>Mode of submission: On an A3/A4 sheet, write 2–3 lines on how your model saves water and paste a picture of your Jal Genius. Also write why it makes you a 'Young Innovator of India'?</p> <p>Reference: DIY Water Dispenser https://www.youtube.com/shorts/dFkzSHzSJ2c</p>	<p>Time with the Sun</p> <p>Explore: Observe how the Sun moves across the sky and how shadows change in length and direction during the day.</p> <p>Choose: Pick a sunny place at home, like a balcony, terrace, or garden.</p> <p>Think: How did people in ancient India tell time without clocks? How can shadows help us know the time? What do observatories like Jantar Mantar tell us about India's scientific knowledge?</p> <p>Create: Make a Sundial using a paper plate/cardboard, a pencil, and clay</p>  <ul style="list-style-type: none"> - Fix the pencil upright in the center - Write numbers 1 to 12 like a clock. - Place it in sunlight. - On an A3 sheet, mark the shadow and note the time in the morning. - Repeat every 1–2 hours. <p>Reference:DIY sundial work https://www.youtube.com/watch?v=fSgqxBMkko</p>	<p>Spinning Nutrition Wheel</p> <p>Explore: Observe your daily meals and a traditional Indian thali. Notice the different foods in it.</p> <p>Choose: Pick 5–6 foods like dal, roti, rice, sabzi, curd, and salad. Why are they eaten together in India?</p> <p>Think: Which foods give energy, growth, and good health? What does Ayurveda tell us about balanced meals?</p> <p>Create: Make a Spinning Nutrition Wheel using:</p> <ul style="list-style-type: none"> - a cardboard circle divided into different food sections. - pictures/clay models. - a pointer attached in the centre showing the nutrient and benefit of each food section when spun.  <p>Mode of submission: On an A3/A4 sheet, write a few lines on healthy eating and paste a picture of your Spinning Nutrition Wheel.</p> <p>Reference: Nutrition Spinning Wheel https://www.youtube.com/watch?v=Ct6pwpJwkZo</p>

हिंदी

अतीत के नायक और वर्तमान के निर्माता

भारत माँ का सपूत होना गौरव की बात है। हमारा देश वीरांगनाओं की अमर गाथा, वीर स्वतंत्रता सेनानियों के बलिदानों और आज के होनहार युवा नायकों के सपनों से निर्मित है। हम अपने इतिहास के नायकों को नमन करते हैं और उन युवा प्रतिभाओं को सराहते हैं जो भारत का मान बढ़ा रहे हैं। इन छुट्टियों में हम अपने गौरवशाली इतिहास और उज्ज्वल भविष्य को एक समाचार पत्र के माध्यम से संजोएंगे।

<p>ग्रुप ए (रोल न. 1-16)</p>	<p>ग्रुप बी (रोल न. 17-32)</p>	<p>ग्रुप सी (रोल न. 33-48)</p>
<p>वीरांगनाओं का शंखनाद स्वतंत्रता की वे लौ, जिन्होंने अपनी वीरता से देश के भविष्य को रोशन किया—नमन है उन वीरांगनाओं को।</p>  <p>अपनी पसंद की किसी एक वीरांगना (जैसे: झलकारी बाई, सरोजिनी नायडू, रानी दुर्गावती, कैप्टन लक्ष्मी सहगल) का चयन करें।</p>	<p>स्वतंत्रता सेनानी (इतिहास के नायक) वे केवल नाम नहीं, बल्कि भारत की आजादी की वे नींव हैं, जिस पर आज हमारा गर्व खड़ा है।</p>  <p>किसी एक प्रमुख स्वतंत्रता सेनानी (जैसे: भगत सिंह, मंगल पांडे, लाला लाजपत राय, नेताजी सुभाष चंद्र बोस) का चयन करें।</p>	<p>आज के युवा नायक (भारत के निर्माता) परंपरा के गौरव को आधुनिक तकनीक और मेहनत से जोड़ने वाले, ये आज के वे नायक हैं जो भारत का मान बढ़ा रहे हैं।</p>  <p>आज के किसी युवा नायक (जैसे: पैरालंपिक विजेता, खेल जगत, प्रसिद्ध यूट्यूबर, युवा वैज्ञानिक या समाज सेवक) का चयन करें।</p>

निर्देश: A3 शीट को कई हिस्सों में बाँटें:

- शीट के सबसे ऊपर समाचार पत्र का एक आकर्षक नाम रखें।
- उपरोक्त ग्रुप (रोल नंबर) और विषय अनुसार समाचार पत्र में शामिल किए जाने वाले विषय- उपलब्धियाँ, साक्षात्कार (3 काल्पनिक प्रश्न और उनके उत्तर), क्विज़, उनके जीवन के रोचक तथ्य, कविता, स्लोगन, चित्र पहेली आदि

प्रस्तुति: अपने कार्य को आकर्षक बनाने के लिए रंगों से तैयार बॉर्डर, स्केच पेन और चित्रों का रचनात्मक प्रयोग करें। ध्यान दीजिए आपको सिर्फ A3 शीट पर समाचार पत्र का मुख पृष्ठ (फ्रंट पेज) तैयार करना है।

समाचार पत्र के लिए संदर्भ: दैनिक भास्कर, अमर उजाला, नवभारत टाइम्स देखो और समझो:

- हेडलाइन कैसे लिखी जाती है?
- कॉलम कैसे बनाए जाते हैं?
- चित्र कहाँ लगाए जाते हैं?



Suggested Activities

Vocabulary Words			
immediately	पौष्टिक	quadrilateral	internal
curious	भोजनालय	circumference	external
mysterious	वातावरण	radius	taste
impatient	आकर्षक	diameter	organs
greenery	आयोजन	symmetrical	perform

- Practice one page of writing everyday to improve letter formations in your **rough notebook**.
- लेखन सुधार हेतु एक सिंगल लाइन रफ पुस्तिका में अक्षरों की बनावट का विशेष ध्यान रखते हुए २०-२५ सुलेख लिखिए और छुट्टियों के उपरांत यह रफ पुस्तिका जमा कीजिए।

• Books to read:

1. The Magic of the Lost Temple by Sudha Murthy
2. The Girl Who Drank the Moon by Kelly Barnhill
3. The Chocolate Touch by Patrick Skene Catling

❖ Creativity and originality of the work will be appreciated.

Caption: Mission 3×10

Students and parents will discuss together and choose any 3 tasks to follow for 10 days. Complete them daily with care, consistency, and a positive attitude to become a true Mission Champion!





MISSION 3x10



10 DAYS CHALLENGE • 3 CHOICES • 1 AMAZING YOU!

STEP 1: WE CHOOSE OUR 3 TASKS TOGETHER!

(Students and Parents – Discuss and choose any 3 tasks.)

1



2



3



STEP 2: TRACK YOUR MISSION – 10 DAYS!

Complete your 3 chosen tasks every day for 10 days.



STEP 3: REFLECTION TIME!

Look back, feel proud and grow!

😊 I enjoyed doing

💪 I found challenging

★ I am proud of

❤️ Next time I will

💡 I learned

DAY	MY 3 CHOSEN TASKS			I DID MY BEST! 😊	PARENT CHECK ✔️	MISSION STAR ★
	1	2	3			
DAY 1	<input type="checkbox"/>	<input type="checkbox"/>	<input type="checkbox"/>	<input type="checkbox"/>	<input type="checkbox"/>	★
DAY 2	<input type="checkbox"/>	<input type="checkbox"/>	<input type="checkbox"/>	<input type="checkbox"/>	<input type="checkbox"/>	★
DAY 3	<input type="checkbox"/>	<input type="checkbox"/>	<input type="checkbox"/>	<input type="checkbox"/>	<input type="checkbox"/>	★
DAY 4	<input type="checkbox"/>	<input type="checkbox"/>	<input type="checkbox"/>	<input type="checkbox"/>	<input type="checkbox"/>	★
DAY 5	<input type="checkbox"/>	<input type="checkbox"/>	<input type="checkbox"/>	<input type="checkbox"/>	<input type="checkbox"/>	★
DAY 6	<input type="checkbox"/>	<input type="checkbox"/>	<input type="checkbox"/>	<input type="checkbox"/>	<input type="checkbox"/>	★
DAY 7	<input type="checkbox"/>	<input type="checkbox"/>	<input type="checkbox"/>	<input type="checkbox"/>	<input type="checkbox"/>	★
DAY 8	<input type="checkbox"/>	<input type="checkbox"/>	<input type="checkbox"/>	<input type="checkbox"/>	<input type="checkbox"/>	★
DAY 9	<input type="checkbox"/>	<input type="checkbox"/>	<input type="checkbox"/>	<input type="checkbox"/>	<input type="checkbox"/>	★
DAY 10	<input type="checkbox"/>	<input type="checkbox"/>	<input type="checkbox"/>	<input type="checkbox"/>	<input type="checkbox"/>	★

CHOOSE ANY 3 TASKS FROM BELOW

1 Helping Grandparents

2 Serving Water to Guests

3 Organizing a Cupboard or Bookshelf

4 Making their own Bed

5 Watering plants regularly

6 Helping set the dining table

7 Folding their own clothes properly

8 Putting toys back after use

9 Practice handwriting (1 page daily)

10 Practice number formation & speed (1 page daily)

11 Read a story/ book for 10-15 minutes

12 Revise tables (2-10) or number facts

STAY CONSISTENT, DO YOUR BEST AND BECOME A TRUE MISSION CHAMPION!

