



**TAGORE INTERNATIONAL SCHOOL  
VASANT VIHAR, NEW DELHI  
HOLIDAYS  
HOMEWORK  
CLASS- III (2026-27)**



Dear Students,

Holidays are not only for fun and relaxation, but also a time to learn how we can become better and responsible citizens. This year's theme, 'Proud to be an Indian,' reminds us that a strong nation is built by people with good values and good civic sense.

Being a good citizen starts with small actions—keeping our surroundings clean, following rules, respecting others, saving water, helping those in need, and caring for public places. Real change begins when each one of us takes responsibility for our actions. Let these holidays inspire you to think positively, act responsibly, and spread goodness wherever you go. Every small step you take today can help create a cleaner, kinder, and stronger India tomorrow.

Always remember:

'A better India begins with better citizens.'

Be responsible, be respectful, and be proud to be an Indian.

As we approach the holiday break, it's the perfect time to dive into a journey filled with discovery, creativity, and fun learning! We've put together some holiday homework assignments that will keep your minds active while inspiring your imagination and curiosity. Get set for an exciting and enriching adventure!



## Create some happy memories by doing the following -

- ❖ Get up early and do some exercises.
- ❖ Converse with your family and friends in English.
- ❖ Read books, find new words, and learn them.
- ❖ Practice writing by joining the letters.
- ❖ Make sure that the whole family has at least one meal together.
- ❖ Keep a bowl of water for birds this summer. Replenish it regularly.

## Earn It Before You Screen It (Complete daily milestones to unlock device access)

Using screen time wisely is an important habit. This fun challenge encourages you to balance screen time with simple helpful activities at home. Small responsible actions every day can make a big difference.



- ❖ Clean and organize your room to earn **15 minutes** of screen time.
- ❖ Water the plants and care for nature to earn **10 minutes** of screen time.
- ❖ Arrange your books and study table neatly for **15 extra minutes** of screen time.
- ❖ Help your parents fold clothes or set the table and enjoy **10 minutes** of screen time.
- ❖ Read a storybook or newspaper for **15 minutes** of screen time.
- ❖ Keep your surroundings clean to unlock **10 minutes** of screen time.
- ❖ Save electricity by switching off lights and fans to earn **5 minutes** of screen time.
- ❖ Avoid wasting water and earn **10 minutes** of screen time.
- ❖ Organize shoes, toys, or school items for **15 minutes** of screen time.
- ❖ Feed birds or keep water for animals to enjoy **10 minutes** of screen time.

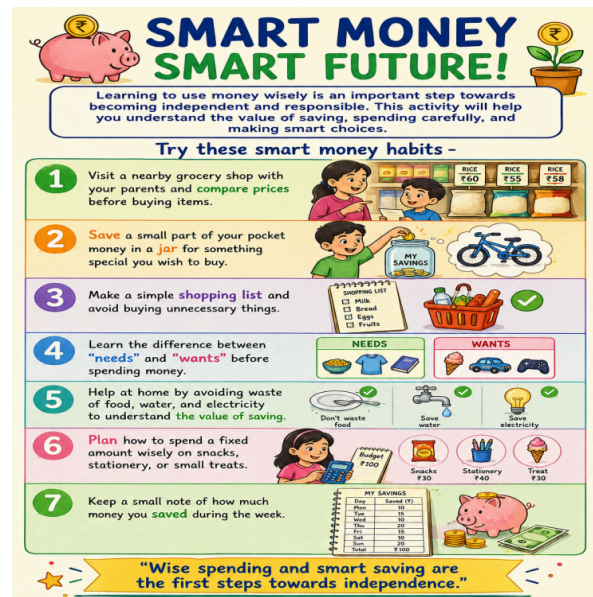
**“Good habits outside the screen are just as important as learning and having fun on it.”**

## Rupees and Responsibility

Learning to use money wisely is an important step towards becoming independent and responsible. This activity will help you understand the value of saving, spending carefully, and making smart choices.

Try these smart money habits -

- ❖ Visit a nearby grocery shop with your parents and compare prices before buying items.
- ❖ Save a small part of your pocket money in a jar for something special you wish to buy.
- ❖ Make a simple shopping list and avoid buying unnecessary things.
- ❖ Learn the difference between “needs” and “wants” before spending money.
- ❖ Help at home by avoiding waste of food, water, and electricity to understand the value of saving.
- ❖ Plan how to spend a fixed amount wisely on snacks, stationery, or small treats.
- ❖ Keep a small note of how much money you saved during the week.



**“Wise spending and smart saving are the first steps towards independence.”**

## ENGLISH

### My Indian Travel Passport

Students will create a colourful “My Indian Travel Passport” booklet.

Choose different states or famous places in India and make one passport page for each place. Add pictures, drawings, important facts, food, clothes, festivals, monuments, and language of that place. Use neat handwriting and decorate your booklet creatively. Students may also include maps, food, monuments, travel memories or a fun fact to make the passport interesting.

Questions

1. Which state or city did you visit?
2. What is the famous food of this place?
3. Which language is spoken there?
4. Name one famous tourist attraction or monument.
5. What did you like the most about this place?




OR

### Jumbo Stamp of Pride

Students will create a big and colourful “Jumbo Stamp of Pride” on a sheet of paper. Choose one Indian achievement like Chandrayaan, Digital India, sports achievements, or saving the environment. Draw a large picture in the center and make a stamp border around it. Write INDIA/BHARAT, add a stamp value (₹100 or ₹500), and the year 2026. Decorate your stamp using colours, paper cuttings, stickers, fabrics, or magazine pictures. Finally, write a few lines explaining why your stamp makes you proud of India.

### Questions

1. Which Indian achievement did you choose?
2. What will you draw in the center of your stamp?
3. Which colours or materials will you use?
4. Which word best describes your achievement?
5. Why does this achievement make you proud of India?



# MATH

## “Moneywise”

Apps like Paytm and BHIM are made in India to help people send and receive money easily.

### Activity-

1. Find out how these apps help people in daily life like paying for groceries, stationeries, etc. (Discuss about it with your parents/grandparents)
2. Be with your elders when they visit markets or pay online at home. Learn how they pay using codes.
3. Create a “Secret Code Safety” poster showing:
  - a. What is PIN?
  - b. Why should we keep it a secret?
  - c. 1 rule for staying safe while using money apps
  - d. One step you will take to save money.
  - e. Create your own 4-digit code.



OR

## “Know the Genius”

### Research work on any Indian Mathematician

1. Paste a picture of the mathematician.
2. Find out and write at least 5 simple facts about the mathematician like-
  - Where was he/she born
  - Why he/she loved numbers
  - Interesting facts about him/her like unique numbers, number patterns, etc. discovered by him/her.
3. Create your own number pattern
4. Write 3-4 sentences on how great people like him/her inspire you. (Work to be done in a scrapbook)



## EVS



### "My Herbal Herbarium"

India is home to many plants with medicinal values (Ayurveda).

**The Task:** Find any 4 medicinal plants commonly found, such as tulsi (holy basil), neem, ginger, mint, onion etc.

### Activity:

1. Collect leaves from each plant.
2. Press them in a notebook.
3. Paste the pressed leaves on a coloured A4 sheet and write two sentences on how each plant helps us. (e.g., "Tulsi helps with coughs").

OR



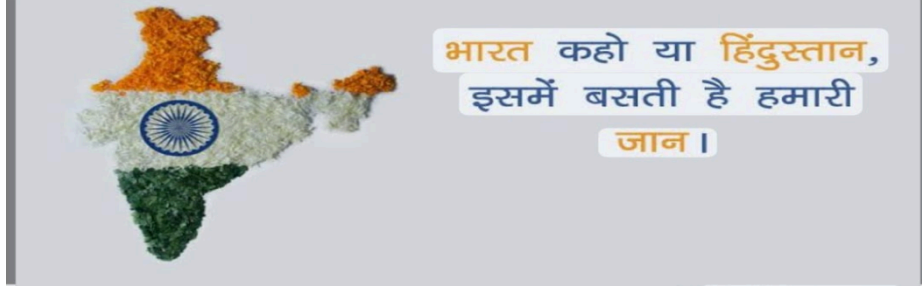
### The "Great Indian Invention" Poster

**The Task:** Research a few things India gave to the world (e.g., Zero, Yoga, Chess, Snakes and Ladders or Buttons).

**Activity:** A "Did You Know?" poster. It should feature a large drawing/picture of at least three inventions and a sentence starting with: "I am proud to be an Indian because we gave the world..."

## HINDI

1. "मेरा भारत अनमोल" विषय पर आधारित कोई दो नारों का (स्लोगन) लेखन कीजिए। इस गतिविधि के लिए समाचार पत्र से शब्द काटकर एकत्रित कीजिए। रंगीन ए 4 शीट पर नारा लेखन के शब्दों को चिपकाकर, उन की मदद से अपना नारा तैयार कीजिए। जैसे:  
"भारत है तो हम हैं"  
"भारत देश की सेवा सबसे बड़ी सेवा"



या

2. "मेरा भारत मेरी शान" कॉमिक्स स्ट्रिप में संवाद लेखन जैसे- भारत की सैर जानकारी सहित रंग- बिरंगी कॉमिक्स स्ट्रिप की छोटी 2 से 4 पृष्ठ की पुस्तिका तैयार कीजिए। कॉमिक्स स्ट्रिप में भाषा, पहनावा, धर्म त्योहार, प्रसिद्ध स्थान आदि...अपनी मर्जी अनुसार शामिल करें।



### Vocabulary Words

Building a vocabulary is crucial for effective communication, enhancing comprehension, and expressing ideas with clarity and precision. We are sharing some vocabulary words. Try to use them in your daily conversations with your friends and family.

grateful	festive	tradition	patriotic	companion	harmony
unity	generous	cheerful	polite	helpful	proud
descending	spring	ascending	prestige	predecessor	tradition
परिश्रम	सचमुच	पर्वत	वर्षा	प्रतिदिन	तुरंत
पौधा	मीठे	नन्हे	धूप	छिड़क	अवश्य

### ❖ Suggested Reading List (Any Two)

- **The Magic Tree House series** by Mary Pope Osborne  
*Time-traveling adventures with Jack and Annie — fun and educational.*
- **Amelia Fang series** by Laura Ellen Anderson  
*A funny and heartwarming series about a little vampire girl.*
- **Judy Moody series** by Megan McDonald  
*Relatable, humorous stories of an energetic and quirky girl.*
- **The Bad Guys series** by Aaron Blabey  
*Funny, graphic-novel style chapter books — great for reluctant readers.*
- **Dog Man series** by Dav Pilkey  
*Silly, creative, and super popular among kids.*
- **Charlotte's Web** by E.B. White  
*A timeless story about friendship and kindness.*
- **The BFG** by Roald Dahl  
*Magical, a little silly, and full of imagination.*
- **The Tale of Despereaux** by Kate DiCamillo  
*A brave little mouse on a big journey — heartfelt and beautifully written.*
- **Stuart Little** by E.B. White  
*Classic adventure of a mouse living in a human world.*
- **Ivy + Bean** by Annie Barrows  
*Opposites-attract friendship and everyday adventures.*

- \* द ग्रफैलो (The Gruffalo – हिंदी) चित्रों के साथ मजेदार कहानी।  
लेखक: Julia Donaldson  
प्रकाशक: Scholastic India
- \* 108 अकबर-बीरबल की कहानियाँ।
- हास्य और बुद्धिमानी से भरी रोचक कहानियाँ।  
प्रकाशक: Maple Press / Om Books
- \*जंगल बुक ( हिंदी)
- मोगली की रोमांचक कहानी—क्लासिक बच्चों की किताब।
- लेखक: Rudyard Kipling  
प्रकाशक: Scholastic / Maple Press
- \*दमयंती जासूस  
लेखक: Niveditha Subramaniam  
प्रकाशक: Pratham
- \*मालार का बड़ा घर  
लेखक: Thirupurasundari Sevel  
प्रकाशक: Pratham Books
- \*नाँटी डॉग (Naughty Dog)  
लेखक: Kanchan Banerjee  
प्रकाशक: Pratham Books
- \*मेट्रो की सैर  
लेखक: Neha Singh  
प्रकाशक: Pratham Books

NOTE- ALL THE HOLIDAY HOMEWORK TO BE COMPILED AND SUBMITTED IN A FOLDER, WITH YOUR NAME.

