




Theme: Proud to be an Indian

Dear Parent,

To be "Proud to Be an Indian" is to embody national values through daily responsibility and leadership. By fostering discipline, kindness and community service, we empower students to lead by example. Together, we nurture these young citizens as they grow into thoughtful individuals who uphold our country's spirit with confidence and pride.

Warm Regards





The following are a few suggested activities in making your ward independent and confident:

a) Make her/him confident by


- helping with buttoning and unbuttoning
- guiding in keeping belongings back to their place

b) Refine her/his social skills by

- ensuring that they wish elders with a smile
- encouraging them to go outdoors and play with friends
- motivating to share things with friends and family members

c) Monitor her/his personal hygiene by


- ensuring your ward brushes teeth twice a day
- ensuring your ward takes a bath every day



We have curated **seven** engaging activities for your child; please select and complete **any four** with neatness and creativity. Additionally, **all eight worksheets** from the provided link must also be finished.

Once complete, place the activities and worksheets inside a paper bag. To celebrate our theme, "Proud to be an Indian," please decorate the bag accordingly. This organised collection will showcase your child's hard work and patriotic spirit.

The holiday homework has to be submitted on 2 July when the school reopens.





ACTIVITY 1 – EXPLORING THE WORLD OF MATH

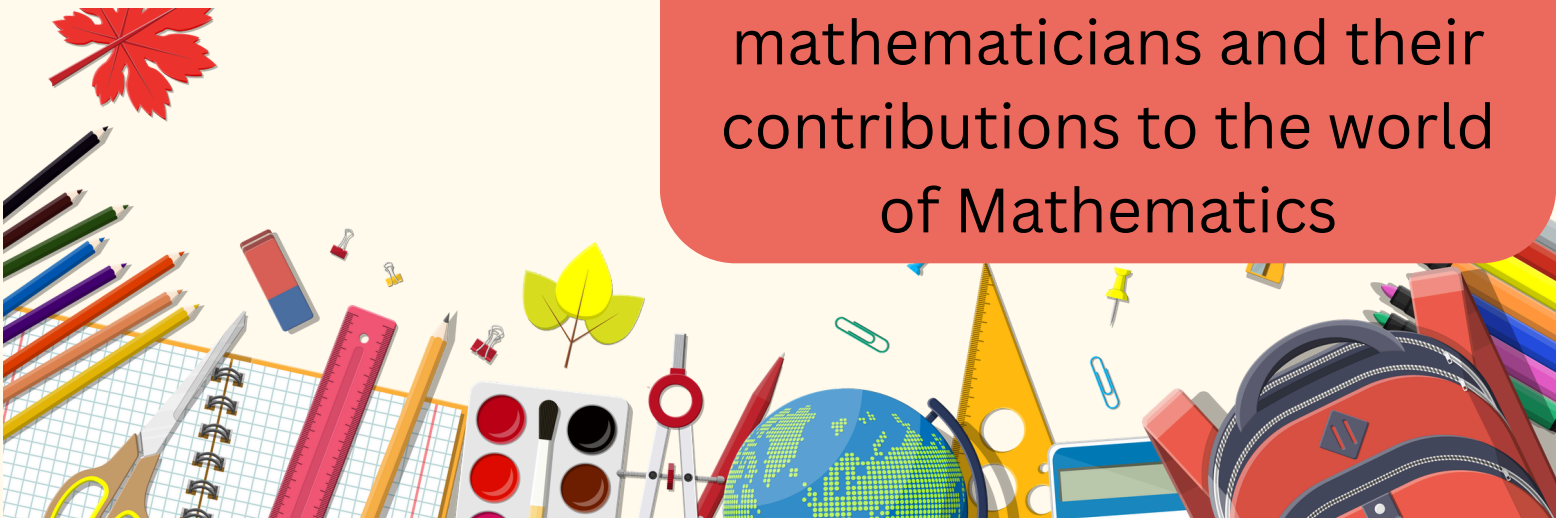
Activity to Do:

Find out the names of **any three** great mathematicians.

Fill the following table with the information as instructed.

Learning Outcome

Enhances the awareness about famous Indian mathematicians and their contributions to the world of Mathematics





ACTIVITY 2 - LITTLE EXPLORERS OF INDIA

Activity to Do:

Visit any part of India or Delhi and NCR.

Present your findings as shown in the sheet attached.

Learning Outcome

Improves the knowledge about India.



**Name of the
place**

**How did you
reach there?**

**Picture of
the place
visited**

**How was the
weather?**

What did you eat ?

What did you like the best about the place?

ACTIVITY 3 – SALUTATION



Activity to Do:

Learn to greet in three different Indian languages other than your mother tongue.

Write it down in the sheet given.

Learning Outcome

Students will learn how to say “hello” in different languages and understand that people around the world greet each other in different ways.



SALUTATION



S.No	Language	Greeting



ACTIVITY – 4 FUN WITH SPICES



Activity to Do:

Take four glasses and fill them with water.

- In the first glass, add 1 teaspoon of white salt
- In the second glass, add 1 teaspoon of cinnamon stick
- In the third glass, add 1 teaspoon of turmeric powder
- In the fourth glass, add 1 teaspoon of fennel seeds

Learning Outcome

Builds scientific reasoning, observation and understanding of the concept of sink/float, change in colour.


CHOOSE AND WRITE THE CORRECT OPTION

Name of the spice	sink / float/dissolve	change in colour of the water (write yes or no)
glass 1 (white salt powder)		
glass 2 (cinnamon stick)		
glass 3 (turmeric powder)		
glass 4 (fennel seeds)		

ACTIVITY 5 – ALL ABOUT MY CULTURE

Activity to Do:

Different cultures have different ways of celebrating, eating and dressing. Explore and share things from your culture that make it unique.



LEARNING OUTCOME

- Develop communication skills.
- Identify and express aspects of their own culture
- Respect and appreciation for different cultures
- Enhance observation skills

< All about my **CULTURE**

Different cultures can have different ways of celebrating, dressing and eating. Explore and share the special things from your culture that make it unique.



What Language do you and your family speak?

How do you say "Hello"?

How do you say "Thank you"?

What special day/days does your culture celebrate?.....

What activities do you do on this special day/days?

What special decorations do you have for this day/days?.....



What unique clothes or dances belong to your culture?.....

ACTIVITY 6

भारत में नानी-दादी के नुस्खे बड़े ही लाभदायक हैं। गर्मी की छुट्टियों में अपने बड़ों के साथ समय व्यतीत कीजिए। उनके अनुभव से जानकारी लेते हुए, विषय आधारित 2 संकेत कार्ड चित्रों सहित तैयार कीजिए।
[उदहारण खांसी में 🍯 शहद और अदरक का रस लें।]



ACTIVITY 7 – SHAPE CITY ADVENTURE

Activity: Create your own fun “Shape City” on an A4 sheet using only 2D shapes!

What to do :

- Draw or cut and paste shapes like:
 - Circle
 - Square
 - Triangle
 - Rectangle
- Turn these shapes into a city scene, such as:
 - Houses (square + triangle)
 - Cars (rectangle + circles)
 - Trees (circle + rectangle)
 - Sun ☀️ (circle)
 - People or robots (mix of shapes!)

Fun twist :

- Give your city a name (like “Happy Shape Town”).
- Add a story line (1–2 lines):
“In my Shape City, robots and cars are best friends!”
- Use bright colours and patterns (dots, stripes inside shapes).

General Instructions:

- Use A4 sheets.
- Glue & scissors (if pasting)
- Be neat and creative.
- Use colored paper/crayons/sketch pens.
- Write your name and class on each sheet.

LEARNING OUTCOMES

- **Element of Art:**
Shape & Colour
- **Principle of Art:**
Pattern (decorate shapes with designs)

Holidays are a wonderful opportunity for growth and learning. Pick up a book and enjoy reading it to your ward. To support your efforts, here's a list of recommended books your ward can explore.

Suggested reading list

1. **Animal Tales From Panchatantra**

Timeless, short moral stories from India.

2. **Charlotte's Web** by E.B. White

A classic story about friendship and loyalty

3. **Amar Chitra Katha (Early Reader Series)**

Indian mythology and historical tales in comic style.

4. **Pratham Books (any beginner reader titles)**

Affordable, simple, and engaging Indian stories with pictures.

कहानियों की पुस्तकें -

1. "101 नैतिक कहानियाँ" - Wonder House Books

2. "सीख देने वाली कहानियाँ (Moral Stories in Hindi)" -

Maple Press

3. "पंचतंत्र की प्रसिद्ध कहानियाँ" - Manoj Publications

4. "अकबर बीरबल की रोचक कहानियाँ" - Dreamland


Publications



TAGORE INTERNATIONAL SCHOOL
VASANT VIHAR, NEW DELHI
HOLIDAY HOMEWORK (2026-2027)
ENGLISH
CLASS II

Name _____ Sec _____ Date _____

Cut the pieces of the puzzle and put them in the correct order to make the ant.






TAGORE INTERNATIONAL SCHOOL
VASANT VIHAR, NEW DELHI
HOLIDAY HOMEWORK (2026-2027)
ENGLISH
CLASS II


Name _____ Sec _____ Date _____


ANTONYM CROSSWORD


Write the opposite (antonym) of each word in the crossword.

ACROSS


1. BIG



3. HOT


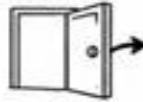
5. UP



7. DAY


DOWN

2. HAPPY


4. FAST









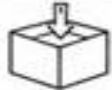
6. OPEN


8. IN


HELP WORDS

small cold down night sad slow close out

Draw a picture for each word and its antonym.

<p>1  BIG ↔</p>	<p>2  HAPPY ↔</p>	<p>3  HOT ↔</p>	<p>4  FAST ↔</p>
<p>5  UP ↔</p>	<p>6  OPEN ↔</p>	<p>7  DAY ↔</p>	<p>8  IN ↔</p>

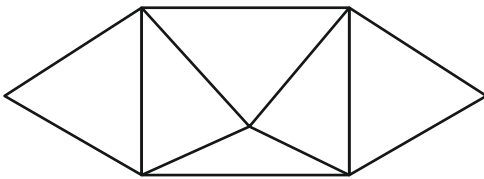


TAGORE INTERNATIONAL SCHOOL
VASANT VIHAR, NEW DELHI
HOLIDAY HOMEWORK (2026-2027)
MATH
CLASS II

Name _____ Sec _____ Date _____


I. Look at the following figures and write answer in the space provided.

a) How many triangles are there in the given figure?



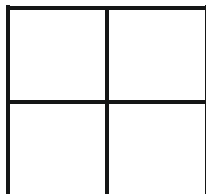
Answer _____

b) How many rectangles are there in the given figure?



Answer _____

c) How many squares are there in the given figure?



Answer _____











TAGORE INTERNATIONAL SCHOOL
VASANT VIHAR, NEW DELHI
HOLIDAY HOMEWORK (2026-2027)
MATH
CLASS II

Name _____ Sec _____ Date _____

The following table shows favourite food of some children. Using the given information answer the following questions.

Each smiley stands for one child.

a) What is the most favourite food? How many children liked to eat it?

Answer _____

b) How many less children liked to eat burger than chips?

Answer _____

c) How many more children liked to eat pizza than sandwich?

Answer _____

d) Which food is liked by least number of children?

Answer _____




TAGORE INTERNATIONAL SCHOOL
VASANT VIHAR, NEW DELHI
HOLIDAY HOMEWORK (2026-2027)
General Awareness
CLASS II

Name _____ Sec _____ Date _____

SUMMER MAZE

Can you help the family get to the ice cream stand?





TAGORE INTERNATIONAL SCHOOL
VASANT VIHAR, NEW DELHI
HOLIDAY HOMEWORK (2026-2027)
General Awareness
CLASS II

Name _____ Sec _____ Date _____

Instructions: While attempting her homework Meeta has forgotten some spellings of her relations with her family members. Help her correct the spellings and rewrite them in the blanks given.

1. orbtrhe

2. ons

3. aetfrh

4. cunle

5. ressit

6. daguhtre

7. rohtem

8. tanu

9. hrdangremot

10. aagtrnedrfh






टैगोर इंटरनेशनल स्कूल
वसंत विहार नई दिल्ली
अवकाश गृहकार्य (2026-27)

हिन्दी
कक्षा दूसरी

नाम _____ कक्षा _____ दिनांक _____

प्र० १ 'बगीचे' से जुड़े पाँच वाक्य पूरे कीजिए.



फूल खेलते पेड़ घास कसरत

१) _____

२) _____

३) _____

४) _____

५) _____



टैगोर इंटरनेशनल स्कूल
वसंत विहार नई दिल्ली

अवकाश गृहकार्य (2026-27)

हिन्दी

कक्षा दूसरी

नाम _____ कक्षा _____ दिनांक _____

प्र० अपठित कहानी पढ़िए और प्रश्नों के उत्तर दीजिए ।

एक बड़े जंगल में एक ताकतवर हाथी रहता था । वह सबको बहुत तंग करता था । जंगल के सभी जानवर हाथी से डरते थे । खरगोश तो उससे बहुत परेशान थे, क्योंकि उनके बच्चे हाथी के पाँव के नीचे दब जाते थे । वे हमेशा यही सोचते की किसी तरह यह हाथी दूर भाग जाए, तो उनके बच्चों का जीवन बच जाएगा ।

1) जंगल में कौन सा बड़ा जानवर रहता था ?

हाथी भालू शेर

2) हाथी कैसा जानवर था ?

खतरनाक ताकतवर छोटा

3) कौन हाथी से परेशान थे ?

लोग चूहे खरगोश

4) हाथी सबको क्या करता था ?

मदद करता प्यार करता तंग करता

5) किसके बच्चे हाथी के पाँव के नीचे कुचल जाते थे ?

चींटी के बच्चे खरगोश के बच्चे बिल्ली के बच्चे

6) हमेशा खरगोश क्या सोचते थे ?

हाथी मर जाए हाथी भाग जाए कुछ भी नहीं

7) नीचे दिए गए शब्दों को पूरा कीजिए ।

डर _____

जी _____

8) खरगोश क्यों सोचते थे कि हाथी भाग जाए ?
