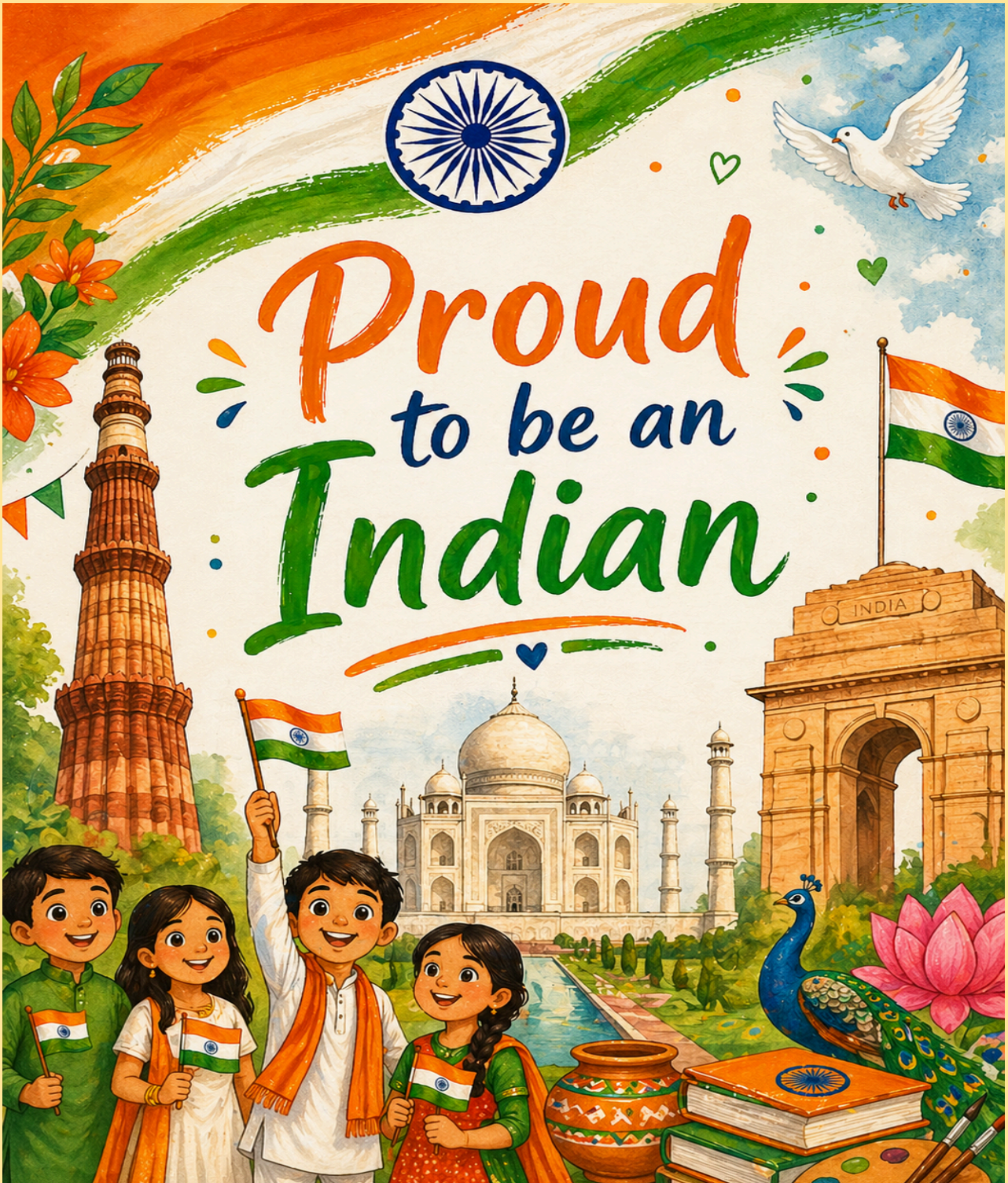




**TAGORE INTERNATIONAL SCHOOL**  
**VASANT VIHAR, NEW DELHI**  
**HOLIDAY ENGAGEMENT (2026-27)**  
**CLASS: I**



Dear Parent,

Summer brings with it a wonderful opportunity for students to explore, discover, and grow through everyday experiences. This year, our holiday learning is centered around the theme “Proud to be an Indian,” helping students connect with the values that make our country strong.




Through simple and joyful tasks at home, students will begin to understand that loving one’s country also means becoming a responsible citizen in small ways each day. We invite you to gently guide your ward in practicing some of the activities listed below and celebrate their growing independence.



### Tiny Steps to Being Responsible 🌟

- Encourage your ward to **fold and put away their clothes** after changing, and keep their belongings neatly arranged. Small habits of order build discipline.
- Help your ward learn to **bathe independently** by following simple routines such as using soap properly, drying themselves, and keeping the bathroom tidy after use.
- Invite your ward to **lend a helping hand in the kitchen** through safe, age-appropriate tasks such as washing vegetables, arranging plates, peeling bananas, mixing ingredients, or setting the table.
- Introduce your ward to **basic money sense** by recognizing coins and notes, pretending to “buy” simple items, or helping count money while shopping.



## Holiday Enrichment Activities

### General Guidelines:


- ✓ All activities to be done in a scrapbook.
- ✓ Worksheets to be printed and pasted in the scrapbook.
- ✓ Holiday homework should be done by the students themselves with your guidance

### Activity- 1: Little Traveller Journal

- a. Travel across NCR/India and help your ward explore any two places. Ask them to paste or draw pictures of the places they visited. Encourage your ward to write 2–3 simple sentences about each place in the scrapbook, based on prompts like:

- What did you see?
- What did you enjoy?
- What made the place special?

*Suggestions within Delhi: Humayun's Tomb, Qutub Minar, Railway Museum.*



**'OR'**

### Activity- 2: Recycled Story Diorama

- b. Help your ward create a mini scene using a small box (for example: a jungle, underwater world, city, or outer space). Please encourage the use of recycled materials to create characters

and objects such as:

- bottle cap animals
- paper trees
- magazine cutouts as characters
- cloth for sky or ocean

She/He should narrate a short story about the scene (1–2 lines). Help your ward record a video and share on 'Google Classroom'. A name tag must be added like: "The Secret Forest" or "My Space Camp".



#### **Material required:**

- A small shoebox or cardboard box
- Old magazines or newspapers
- Fabric scraps, bottle caps, straws, twigs
- Glue, scissors, paper, crayons

### Activity- 3: Sweet Tricolour Treats

Guide your ward to create colourful Tricolour Laddoos inspired by the Indian National Flag using simple ingredients for a fun and safe no-fire recipe. Assist your ward in pasting pictures of the activity in the scrap book.

#### **What you need:**

- Grated coconut
- Condensed milk / milkmaid
- Kesar syrup or orange food colour
- Khus syrup or green food colour



#### **How to create:**

- Mix grated coconut with condensed milk to make a soft mixture
- Divide the mixture into three equal parts
- Add kesar syrup to one part for saffron colour
- Keep one part plain white
- Add khus syrup to the third part for green colour
- Roll small laddoos from each colour
- Arrange them together to form a tricolour pattern
- Your ward can decorate them using raisins or gems.



**‘OR’**

### Activity- 4: Magic of Moving Colours

Let your ward explore being a mini scientist and watch colours travel on their own to create a beautiful tricolour surprise! Guide your ward to paste pictures in the scrap book.

#### **What you need:**

- 3 transparent glasses
- water
- orange and green water colour paint
- 2 tissue papers / paper towels



## How to create:

- Fill the first glass with orange coloured water
- Fill the third glass with green coloured water
- Keep the middle glass empty
- Place a folded tissue paper between first and middle glass
- Place another folded tissue paper between middle and third glass
- Observe how colours slowly move into the middle glass



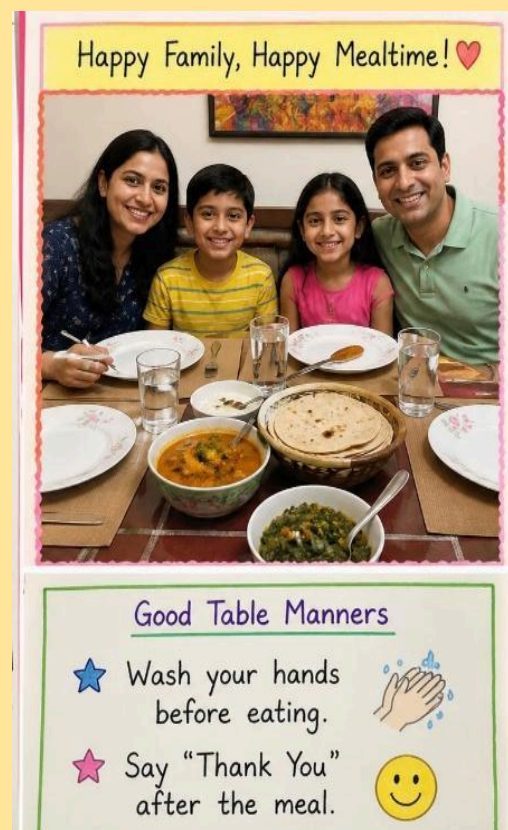
**More glasses can be added to make the colour journey longer and more beautiful!**



## **Activity- 5: Dining Table Math Magic**

- a. Let's turn mealtime into a fun math adventure for your ward! Kindly sit together and encourage your ward to count how many family members are eating at the table. Then, ask them to observe and count different items such as plates, spoons, glasses, bowls, or rotis (only numbers from 1 to 9).

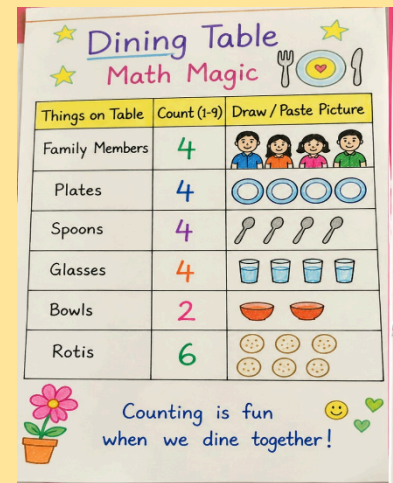
They can fill these numbers neatly in their "Dining Table Math Chart" and make it colourful by drawing or pasting pictures. While doing this activity, please guide your ward to follow good table manners, such as washing hands before eating and saying "Thank you" after the meal. Help her/him click a happy picture with the family during mealtime and ask your ward to paste it in the scrapbook along with the completed chart.



## Make Your “My Dining Table Math Chart”

Draw and fill: (example)

Things on Table	Count (1–9)	Draw / Paste Picture
family members	3	
plates	1	
spoons		



‘OR’


## Activity- 6: My India Through Shapes”

b) Kindly guide your ward to create **two** amazing things that represent India using only shapes. For example:

- Indian Flag Peacock
- Lotus
- India Gate
- Tiger
- or Taj Mahal

They should use basic shapes like circles, triangles, rectangles, or squares - no drawing outlines, only shapes to build the picture. To make the activity more engaging, your ward can choose any one style such as tear and paste art, newspaper art, fingerprint art using shapes, or using waste materials like wrappers and boxes. Please ensure

that both creations are done neatly and creatively. Also, click pictures of your ward with both creations as a memory moment and help them paste these pictures along with their work in a scrapbook.



### Activity- 7 'भारत की झलक'

क) भारत एक विशाल देश है | यहाँ अलग-अलग भाषाएँ, वेश-भूषाएँ, परम्पराएँ पाई जाती हैं | भारत के कई राज्य हैं, जिनमें से किन्हीं 2 राज्यों (पंजाब, गुजरात...) का आभासी भ्रमण ( virtual tour) करवाइए और उनके चित्र 1 फ़्लैश कार्ड (flashcard) पर चिपकवाकर उनका पहला अक्षर लिखवाकर उसे बिंदी, सितारों, बटन आदि से सजवाइए साथ ही 'भारत' पर एक छोटी-सी कविता याद करवाइए (कक्षा में सुनी जाएगी) |



‘या’

### Activity- 8 'नन्हे नागरिक, बड़े काम'

ख) भारत का एक अच्छा नागरिक अपने देश से प्रेम करता है और सदा उसके नियमों का पालन कर देश के हित के लिए कार्य करता है | उन्हें उनका कर्तव्य निभाने में मदद करवाइए और किन्हीं ५ कार्यों (पौधे लगाना, स्वच्छता का ध्यान आदि) को करते हुए फोटो खींचवाइए | खींची गई फोटो को A4 शीट पर चिपकवाइए और 'भारत' पर एक छोटी-सी कविता याद करवाइए (कक्षा में सुनी जाएगी) |






### a) 'My Line World'

- Help your ward draw a simple scene (park, home, or garden) using only lines (straight, curved, zig-zag).
- She/He must colour it neatly.

**Learning:** Element of Art – Line

**Fun Twist:** Different colours can be used for different types of lines. Ask your ward to paste the drawing in their scrapbook.



**'OR'**

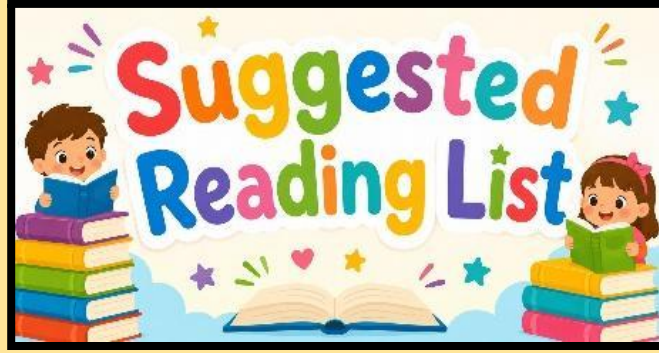
### b) 'Fridge Magnets'

Help your ward create small clay magnets by following the steps given below:

- Take colourful clay and roll it softly.
- Make small flat shapes like circles, hearts, or ovals.
- Decorate using tiny clay flowers, leaves, dots, and patterns.
- Let the clay dry properly.
- Paste a small magnet at the back with Fevicol/hot glue (with parent's help).





Ask your ward to paste a picture of their fridge magnets in their scrapbook.



- ▮ **Visit a Local Bookstore:** Let your ward pick 1–2 storybooks of their choice. Some


suggestions:

- The Very Hungry Caterpillar by Eric Carle
- Gajapati Kulapati by Ashok Rajagopalan




- ▮ **Suggested magazines to read (with your help)**

- Tinkle
- Highlight Champs
- Children's World



- ▮ **हिन्दी कहानियों की पुस्तकों के नाम -**

- 'मधुमक्खी और हाथी' रूम टू रीड द्वारा प्रकाशित।
- 'बच्चा और भालू' स्टोरी वीवर द्वारा प्रकाशित





TAGORE INTERNATIONAL SCHOOL  
VASANT VIHAR, NEW DELHI  
WORKSHEET-1 (2026-27)

ENGLISH  
Class: I

Name: \_\_\_\_\_

Class: \_\_\_\_\_

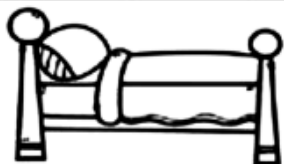
# Spell & Find

Spell and find the words.



n	e	t	b	p	l
r	f	m	e	j	e
d	s	p	d	l	g
n	g	e	h	c	k
t	e	n	j	e	t

ten
leg
net
pen
bed
jet




--	--	--



--	--	--



--	--	--



--	--	--



--	--	--



--	--	--



TAGORE INTERNATIONAL SCHOOL  
VASANT VIHAR, NEW DELHI  
WORKSHEET-2 (2026-27)

ENGLISH

Class: I

Name: \_\_\_\_\_

Class: \_\_\_\_\_

## Kim Has a Bug

Read the passage 3 times and then answer the questions.

Kim dug in the mud so that she could find a bug. There is a bug! Kim will give it a hug, and then she will put it in a mug. Then, she will put the mug on a rug. Kim Loves her bug.



1. Why did Kim dig in the mud?

---

---

2. What did Kim give the bug?

---

---

3. Where did Kim put the bug?

---

---




**TAGORE INTERNATIONAL SCHOOL**  
**VASANT VIHAR, NEW DELHI**  
**WORKSHEET- 1 (2026-27)**  
**GENERAL AWARENESS**  
**CLASS: I**

Name \_\_\_\_\_ Section \_\_\_\_\_ Date \_\_\_\_\_

# Spot the difference

Find 5 differences.






**TAGORE INTERNATIONAL SCHOOL**  
**VASANT VIHAR, NEW DELHI**  
**WORKSHEET- 2 (2026-27)**  
**GENERAL AWARENESS**  
**CLASS: I**

Name \_\_\_\_\_ Section \_\_\_\_\_ Date \_\_\_\_\_

**Thumb Print Fun**

Use your thumbprints to create your own cute animal in the spaces below.

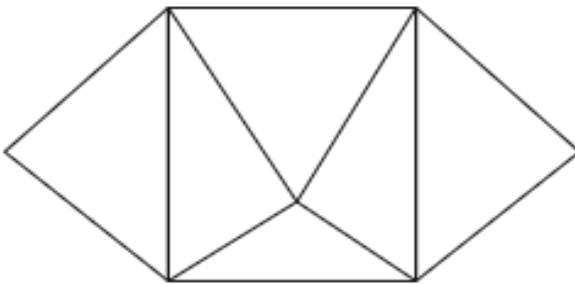





**TAGORE INTERNATIONAL SCHOOL**  
**VASANT VIHAR, NEW DELHI**  
**WORKSHEET - 1**  
**MATHEMATICS**  
**CLASS I**

**Name:** \_\_\_\_\_ **Class:** \_\_\_\_\_ **Date:** \_\_\_\_\_

Q1. How many triangles are there in the given figure?



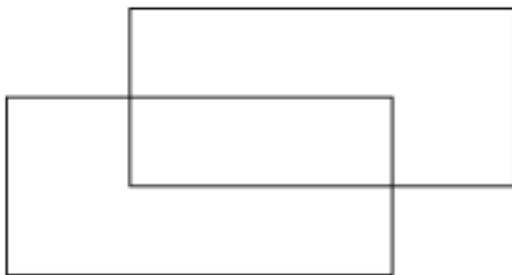
Ans: \_\_\_\_\_

Q2. How many triangles are there in the given figure?



Ans: \_\_\_\_\_

Q3. How many rectangles are there in the given figure?



Ans: \_\_\_\_\_




**TAGORE INTERNATIONAL SCHOOL**  
**VASANT VIHAR, NEW DELHI**  
**WORKSHEET - 2**  
**MATHEMATICS**  
**CLASS I**

Name: \_\_\_\_\_ Class: \_\_\_\_\_ Date: \_\_\_\_\_

Q1. Can you complete the pattern? Colour the shapes in a sequence.



Q2. Following are the shapes of different sizes. Complete the pattern.






टैगोर इंटरनेशनल स्कूल

वसंत विहार नई दिल्ली

हिन्दी कार्यपत्र-1 (2026-27)

कक्षा-प्रथम

प्र० चित्र पहचान कर शब्द लिखिए ।





टैगोर इंटरनेशनल स्कूल  
वसंत विहार नई दिल्ली

हिन्दी कार्यपत्र-2 (2026-27)

कक्षा-प्रथम

प्र01 शब्द बनाइए |

हव

बट

भव

पव

न

\_\_\_\_\_

\_\_\_\_\_

\_\_\_\_\_

\_\_\_\_\_

प्र0 2 चित्र पहचानकर शब्द पूरे कीजिए और रंग भरिए |



क...ल



मग...



श...द



...टर

**THANK  
YOU**