




TAGORE INTERNATIONAL SCHOOL
VASANT VIHAR, NEW DELHI
SYLLABUS (2026-27)
CLASS II

MONTH/ SUBJECT	ENGLISH	HINDI	MATH	GA
APR-MAY	<p>Coursebook And Competency Builder</p> <p>Goldilocks and the three Bears</p> <p>Concepts</p> <p>Naming Words: - common and proper</p> <p>Warli Village (Art Integration)</p> <p>Draw a simple Warli village and label the pictures with the naming words.</p>  <p>countable and uncountable</p>	<p>-पुनरावृत्ति- वर्णमाला स्वरों और व्यंजनों का अभ्यास ।</p> <p>-मात्रा ज्ञान शब्दों सहित लेखन ।</p> <p>मधुप पुस्तक-</p> <p>कविता हम बच्चे हैं सबसे अच्छे</p> <p>-नवीन शब्द -सरल वाचन -शब्द अर्थ -वाक्य लेखन</p> <p>नीलमपरी</p> <p>-नवीन शब्द -शब्द अर्थ -वाक्य लेखन -प्रश्नों के उत्तर --अपठित गद्यांश</p>	<p>*Looking Back</p> <p>*Number representation in words and expanded form.</p> <p>*Place value</p> <p>*Number</p> <p>Comparison (greater or lesser number) Use of signs <, >, =</p> <p>*Relationship between numbers before/after/between</p> <p>*Ascending and descending order</p> <p>*Odd and even numbers</p> <p>*Ordinal numbers</p> <p>*Art Integration Madhubani Art</p> <p>Draw various 'Madhubani' characters and assign ordinal numbers to them.</p>	<p>Families Around Us</p> <ul style="list-style-type: none"> - relationships in a family - types of families - changes in a family - sharing work and having fun together <p>Our Body</p> <ul style="list-style-type: none"> -three groups- head, trunk and limbs - label the body parts on a picture - sense organs (introduction) - joints (introduction) <p>Art Integration</p> <p>My Family Story – Warli Art</p> <p>Students will draw their family using Warli figures. They can show nuclear and joint families. Also label the family members.</p>



-one and many
(adding s and es)

Students go around the school looking for naming words and categorise them as one and many. (BALA)

Little Legends Poem

There was an Old Woman

Vocabulary

Antonyms

Synonyms

Picture Composition

Page 62 of the Competency Builder

Creative Writing

Comprehension

(अनुभव आधारित चित्रकला गतिविधि)




स्वरों के घर का निर्माण करना और पठन द्वारा दोहराव करना |



(कला एकीकृत गतिविधि)

रंगीन कागज़ से जादुई छड़ी का निर्माण करना और अपनी कोई एक इच्छा लिखना | चित्रात्मक गतिविधि-परी का चित्र वर्णन |



<p>JULY</p>	<p>Course Book And Competency Builder</p> <p>The Wind and the Sun</p> <p>Students will make a pinwheel</p>  <p>Students will be able to tell how they created the pinwheel and how the blades of the pinwheel move.</p> <p>(Joyful Learning)</p> <p>Concepts</p> <p>Articles-Use of a, an, the</p> <p>Pronoun Pizza</p> <p>Students select a pronoun of their choice and write examples as toppings on the slice of pizza.</p>	<p>मधुप पुस्तक- बदल गई सुहानी</p> <ul style="list-style-type: none"> - नवीन शब्द -शब्द अर्थ -वाक्य लेखन -प्रश्नों के उत्तर - वाक्य बनाना <p>-ऋ मात्रा का अभ्यास और लेखन ।</p> <p>व्याकरण -</p> <p>चित्र आधारित वाक्य लेखन।</p> <p>-वचन बदलना</p> <p>-अपठित गद्यांश</p> <p>(कला एकीकृत गतिविधि)</p> <p>रंगीन पेंसिल की छीलन से सुंदर ग्रीटिंग कार्ड तैयार करना ।</p>	<p>Addition</p> <p>*Regrouping tens and ones</p> <p>*Adding 2-digit & 3-digit numbers with and without regrouping</p> <p>*Statement questions</p> <p>*Numerals 200 to 400</p> <p>*Number names 51-100</p> <p>*Learn doubles</p> <p>Art Integration Chaaya Kala</p> <p>Students will apply paint in certain pattern on a sheet of paper. Fold the sheet symmetrically and the mirror image.</p> 	<p>The Food We Eat</p> <ul style="list-style-type: none"> - importance of food - types of food- energy giving, body-building and protective food - healthy-junk food (activity based) - raw and cooked food - healthy eating habits <p>The Clothes We Wear</p> <p>-importance of wearing clothes</p> <ul style="list-style-type: none"> - types of cloth material -natural and man-made material - traditional clothes (introduction) - uniforms <p>Activity</p> <p>Be a Fashion Designer</p> <p>Students will create and design an outfit with cut out of a coloured paper (eg: frock, shirt, trousers, jacket, cap) and paste it on an A4 sheet. They will decorate it using colours, patterns, stickers, stars etc</p> 
--------------------	--	--	---	--



Pronouns - he, she, It, we, you, I, they

Punctuation- full stop, capital letter

Opposites - adding un

Poem

What is Pink?

Little Legends

Tenali Raman and the Thieves

Picture

Composition

Comprehension

Vocabulary

Words describing what different things do in nature (example: sun – shines)

Opposites(using **un**)



(अनुभव आधारित आनंदमय गतिविधि)

परिवार के लोगों की कठपुतली दिखाकर

वाक्य वाचन |



AUGUST

Course Book And Competency Builder

The Test



Concepts

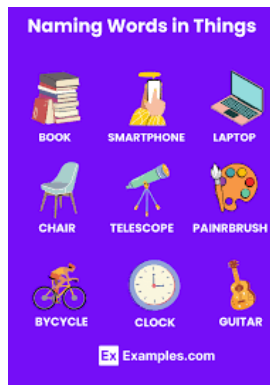
Describing Words
-quality

Puppet Bash (Art Integration)

Create a finger puppet in the class using a picture and write two to three describing words for it.



Word Wonderers



मधुप पुस्तक
आओ लगाएँ

आम का बाग

- नवीन शब्द
-शब्द अर्थ

-वाक्य लेखन
-प्रश्नों के उत्तर
- वाक्य बनाना
-अपठित गद्यांश

कविता मीठा
झगड़ा

-सरल वाचन
-नवीन शब्द
- शब्द -अर्थ

व्याकरण -

- वाक्य बनाना
-विषय पर वाक्य
लेखन
आधे अक्षर के
शब्द

रचनात्मक कार्य

फलों की सुंदर
टोकरी चित्र

वर्णन और

फल खाने से
लाभ का लेखन

Subtraction

*Subtraction of 2 of digit numbers with and without regrouping

*Statement Questions

*Checking subtraction by addition.

*Numerals 400 to 600

Art Integration

The art of story telling
(subtraction stories)

Experiential Learning

Hop backwards and subtract the given numbers.





The Houses We Live In


- need for a house to live in
- different types of houses- temporary house and permanent house
- material used to build houses
- special types of house.
- ways and importance of keeping our house clean
(value based)

Art Integration Activity

Students will draw Indian Village Mural Art using Warli Art depicting the artwork displayed on the walls of huts in Indian Villages.



	<p>Students observe naming words in the school and then describe them using describing words.</p> <p>(BALA)</p> <p>Helping Words -am, is, are</p> <p>Poem</p> <p>Zoo Manners</p> <p>Little Legends</p> <p>The Fox and the Stork</p> <p>Picture Composition</p> <p>Comprehension</p> <p>Vocabulary</p> <p>Emotions (describing face)</p>	 <p>कला एकीकृत गतिविधि-</p> <p>रंगीन कागज़ से मिठाई के डिब्बे का निर्माण करना </p> 		
<p>SEPTEMBER</p>	<p>Coursebook and Competency Builder</p> <p>The Spider's Lesson</p> <p>Spider Web Adventure</p>	<p>मधुप पुस्तक-सबसे प्यारा घर</p> <p>- नवीन शब्द</p> <p>-शब्द अर्थ</p> <p>-प्रश्न उत्तर</p> <p>-वाक्य बनाना</p> <p>व्याकरण -</p> <p>-चित्र वर्णन और वाक्य लेखन</p>	<p>Lines, Shapes and Patterns</p> <p>*Straight and curved lines</p> <p>* Plane shapes and 3-D shapes</p> <p>*Flat and curved faces</p> <p>*Patterns</p> <p>*Numerals 600- 800</p> <p>Number Names</p>	<p>Places in Our Neighbourhood</p> <ul style="list-style-type: none"> - meaning of a neighbourhood - landmarks in a neighbourhood - places in a neighbourhood and its functions- - importance of keeping the neighbourhood clean (value based) - Changes in neighborhood and school



Students draw a spider web. They add a spider and other characters to it and write three sentences on it. (integration with Math)

Enrichment Reader

The Most Powerful Creature on Earth

Poem

Riding My Bike
(Enrichment Reader)

Concepts

Action Words

Flameless Cooking
-.Experiential Learning

Students make a dish with the help of their parents and upload the picture to the Google Classroom.

They write down three action words done

-लिंग बदलना
-दिनों के नाम
मौखिक चर्चा
-अपठित गद्यांश
कविता-

पेड़ लगाओ ऐसा
सरल वाचन
-नवीन शब्द
-शब्द अर्थ
-वाक्यों को पूरा करना

कला एकीकृत गतिविधि-

कागज़ मोड़ना
(ओरिगामी)

चित्रकला रंगीन कागज़ से

सुंदर- सी

चिड़िया बनाना
और उस पर
वाक्य वाचन |

Art Integration Warli Art

Students will create a pattern using warli art (shapes)



Experiential Learning

Collect few items and sort them in the following categories:
can roll / can slide




People in Our Lives




- different types of work done by people and its importance
- appreciate the work done by people (showing gratitude)



Activity

Students will create a collage by pasting pictures of 5 to 6 people who help us in our lives (ex: doctor, plumber, grocer. etc.) on an A3 size sheet. They will speak 5 to 6 lines about any one helper of their choice appreciating the importance of their roles.



	<p>while preparing the dish, in their notebooks.</p>  <p>Punctuation - Capital letter, full stop, question mark</p> <p>Picture Composition</p> <p>Comprehension</p> <p>Vocabulary</p> <p>Synonyms</p> <p>Antonyms</p>			
<p>October</p>	<p>Course book And Competency Builder</p> <p>How the Camel Got its Hump</p>  <p>Poem – Copycat</p>	<p>मधुप पुस्तक-</p> <p>सजग बच्चे</p> <p>-सरल पठन</p> <p>-शब्द अर्थ</p> <p>-प्रश्न उत्तर</p> <p>-वाक्य बनाना</p>	<p>Multiplication Concepts (2,5,10)</p> <p>*Use repeated addition to arrive at the product.</p> <p>*counting in twos, fives and tens</p> <p>*Multiply with one digit.</p> <p>*Zero and one in</p>	<p>Plants Around Us</p> <ul style="list-style-type: none"> - functions of different parts of plants - different types of plants - plants as source of food - uses of plants <p>Activity</p> <p>Students will create a collage by pasting</p>

	<p>Concepts</p> <p>Adding 'ing' to action words</p> <p>Picture Composition</p> <p>Comprehension</p> <p>Vocabulary</p> <p>opposites</p> <p>Kinds of Places (island, forest)</p>	<p>कविता-</p> <p>परंपरागत खेल</p> <p>-सरल वाचन</p> <p>-नवीन शब्द</p> <p>- शब्द -अर्थ</p> <p>व्याकरण -</p> <p>- वाक्य बनाना</p> <p>-विलोम शब्द</p> <p>-में और में</p> <p>-अपठित गद्यांश</p> <p>रचनात्मक</p> <p>गतिविधि</p> <p>गीले और सूखे कूड़े की जानकारी देकर नीले और हरे रंग के कूड़ेदान चिपकाना ।</p> 	<p>multiplication.</p> <p>*Word problems.</p> <p>Art Integrated</p> <p>Designing Array Cities and thus forming groups to develop the tables of 2, 5 and 10.</p>  <p>Experiential Learning</p> <p>*Make human groups of 2, 5 and 10 and find the total number by repeated addition.</p>	<p>pictures or samples of at least 5 things we get from plants on an A3 sheet. They will speak 5 to 6 lines about how plants are useful to us.</p> 
--	---	--	--	--

		<p>चित्रकला गतिविधि</p> <p>- खेल के मैदान का निर्माण वारली चित्रकला द्वारा करना ।</p> 		
November	<p>Course book And Competency Builder</p> <p>The Tale of Mrs Tiggly-Winkle</p>  <p>Enrichment Reader</p> <p>The New Girl</p> <p>Activity - Seven Sisters and One Brother Sikkim (speaking activity)</p> <p>Students speak 4- 5</p>	<p>मधुप पुस्तक - चतुर मुर्गा</p> <p>-नवीन शब्द -शब्द अर्थ</p> <p>-वाक्य बनाना -प्रश्न उत्तर</p> <p>कविता - जाड़े की धूप</p> <p>-सरल वाचन -नवीन शब्द -शब्द अर्थ</p> <p>-वाक्य बनाना -प्रश्न उत्तर -प्रमुख मौसमों के नामों का लेखन ।</p>	<p>Addition and subtraction of higher numbers. Revision of Multiplication</p> <p>*adding 3 digit numbers without regrouping.</p> <p>*adding 3 digit numbers with regrouping.</p> <p>*subtracting 3 digit numbers without regrouping.</p> <p>* subtracting 3 digit numbers with zeros.</p> <p>* Problem solving</p> <p>Experiential Learning</p>	<p>Animals Around Us</p> <ul style="list-style-type: none"> - animals that live on land - animals that live in water - animals that live both on land and in water - homes for animals - grouping of animals according to their food habits- plant-eaters, meat-eaters, mixed food eaters - taking care of animals (value based) <p>Activity</p> <p>Students will create a scene depicting any one animal and its food using Madhubani Art. They will also speak 3 to 4 lines on</p>

lines on any of the states of North East India, including Sikkim.



Poem

Cradle Song

Concept

Has, have

Action Words - adding 's'

Describing Words (Revision)

Punctuation - Capital Letter (Revision)

Picture Composition

Comprehension

Vocabulary

Animal Sounds

-सर्दी के मौसम से जुड़े शब्दों का लेखन ।

अपठित गद्यांश

कला एकीकृत गतिविधि-

पक्षियों से जुड़े स्टिक कठपुतली बनाना और वाक्य वाचन ।



चित्रात्मक गतिविधि-

सरदी के मौसम के चित्र का निर्माण कर उससे जुड़े दो वाक्य लिखना ।







Budget Master






Inspect the kitchen. Find out the green grocery bills of any 2 days and find the total amount spent.






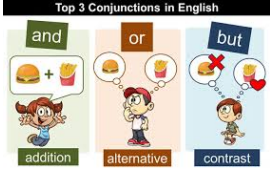

the animal and its food habit.



<p>December</p>	<p>Course Book And Competency Builder</p> <p>The Hidden Gift</p>  <p>Concept</p> <p>Place Words</p> <p>(on, in, under, behind, between, next to, with)</p> <p>The Sketchy Poodle</p> <p>Students follow the instructions given by the teacher as they draw. They carefully listen to the place words used by the teacher during the drawing activity. (comprehension)</p>  <p>Picture Composition</p> <p>Comprehension</p> <p>Vocabulary</p>	<p>मधुप पुस्तक</p> <p>जैसी हूँ मैं अच्छी हूँ ।</p> <p>-नवीन शब्द</p> <p>-शब्द अर्थ</p> <p>-वाक्य बनाना</p> <p>-प्रश्न उत्तर</p> <p>-वाहनों के शब्द</p> <p>आनंदमय</p> <p>गतिविधि</p> <p>- चाक धूम-धूम</p> <p>गीत का सामूहिक गान ।</p> <p>रचनात्मक कार्य</p> <p>अपने से बड़ों के लिए आभार कार्ड का निर्माण करना ।</p>	<p>Multiplication</p> <p>Concepts</p> <p>*multiplication tables of 4,6,8</p> <p>*order property</p> <p>*multiplying 2 digit numbers.</p> <p>*multiplication with regrouping of ones and tens</p> <p>*Statement Questions</p> <p>*Problem Solving</p> <p>Art Integration</p> <p>Chaapa (Block Printing) Art of Gujrat and Rajasthan</p> <p>Students fill print groups of 4 using wooden blocks.</p>  <p>Experiential Learning</p> <p>*Form and flip human groups to learn order property of multiplication</p>	<p>Staying Safe</p> <ul style="list-style-type: none"> - safety rules at home - safety rules at school - safety rules on road - safe and unsafe touch - first aid kit (project) <p>Activity</p> <p>Students will make their own first aid kit. They will keep at least 5 things in the kit like band-aids, cotton, and antiseptic cream. They will speak 4 to 5 lines about the importance of having a first aid kit.</p>  <p>The World Around Us</p> <ul style="list-style-type: none"> - Earth facts - Types of Landforms - Types of Water Bodies - Use and importance of water - Air and its importance - Ways to take care of Earth (Project) <p>Art Integration</p> <p>Shilpkala - Students will create a landscape using clay/playdough.</p>
------------------------	--	---	--	---

	<p>Word Friends (catch a thief, catch a train)</p>			
<p>January</p>	<p>Course Book And Competency Builder</p> <p>Raju Learns About Waste</p>  <p>Students make a small poster on managing waste, and then talk about how to manage waste. They put special emphasis on the 3Rs. (speaking skills). Students also write a promise to save Mother Earth.</p>  <p>Little Legends</p> <p>Poem – Bedtime</p>	<p>मधुप पुस्तक- सबसे बड़ा योद्धा लेखन पठन - स्वतंत्रता दिवस</p> <p>-नवीन शब्द -शब्द अर्थ -वाक्य बनाना -प्रश्न उत्तर -अपठित गद्यांश</p> <p>रचनात्मक कार्य</p> <p>तिरंगे के रंगों वाली एक पतंग का निर्माण करना और रंग का नाम व उसकी प्रतीकात्मकता लिखना </p> <p>केसरिया - साहस और बलिदान </p>	<p>Time and Calendar-</p> <p>Time in real life.</p> <p>Concepts</p> <p>*reading time in hours, halfpast, quarter past</p> <p>*days of the week.</p> <p>*months of the year.</p> <p>*special days.</p> <p>Art Integration</p> <p>Ancient sand clock</p>  <p>Experiential Learning</p> <p>Show the birthdays of each member of your family. Observe and answer</p>	<p>Changes Around Us</p> <ul style="list-style-type: none"> - changes in the way we travel - changes we see in our neighbourhood - changes that happen in our classroom and school - differentiate between good and bad changes <p>Activity</p> <p>Students create an aeroplane using origami.</p> <p>Staying Healthy</p> <ul style="list-style-type: none"> - exercise and play to stay healthy - protecting ourselves from germs - healthy habits - healthy and unhealthy food

	<p>Concepts</p> <p>Joining Words - and, but</p>  <p>Picture Composition</p> <p>Comprehension</p> <p>Vocabulary List</p> <p>Names of Materials (cotton, plastic etc.)</p> <p>Homonyms</p>		<p>related questions.</p> <p>Example *Which month has the greatest number of birthdays?</p>	
<p>Feb & March</p>	<p>Course Book And Competency Builder</p> <p>The Beach</p> 	<p>मधुप पुस्तक - होली के रंग</p> <p>-नवीन शब्द</p> <p>-शब्द अर्थ</p> <p>-वाक्य बनाना</p> <p>-प्रश्न उत्तर</p>	<p>Handling Data/ Measurement</p> <p>Concepts</p> <p>*Introduction to data</p> <p>*interpreting data</p> <p>*making pictograph</p> <p>*making lists</p> <p>*measurement of length</p> <p>*measurement of</p>	<p>Patterns Around Us</p> <ul style="list-style-type: none"> - patterns in nature (introduction) - patterns in calendar (weeks, months, seasons) <p>Pattern Creation Activity Students will get few items (e.g., buttons, stars, other decorative material) and will be asked to arrange them in a pattern (e.g., red, blue, red, blue).</p>

	<p>Students will draw the scene of a beach on the given A4 sheet. Next, they will speak four sentences on how to keep the beach clean. (Reflection)</p> <p>Poem Laughing Song</p> <p>Little Legends</p> <p>The Boy Who Wanted More Cheese</p> <p>Concepts</p> <p>Conjunctions (contd)</p>  <p>Introduction to ed words</p> <p>Punctuation - comma</p> <p>Picture Composition</p> <p>Comprehension</p> <p>Creative Writing</p> <p>Vocabulary:</p> <p>Different sounds of the k word</p> <p>Wh words (introduction)</p>	<p>कविता-कहाँ जाएँ हम</p> <p>-सस्वर वाचन</p> <p>-शब्द अर्थ</p> <p>-वाक्य बनाना</p> <p>-अपठित गद्यांश</p> <p>आनंदमय</p> <p>गतिविधि</p> <p>होली पर गीत</p> <p>हाव-भाव से</p> <p>सामूहिक गान </p> <p>अभ्यास कार्य</p> <p>मुख्य विषयों की</p> <p>पुनरावृत्ति</p> <p>-मात्रा ज्ञान</p>	<p>mass.</p> <p>*measurement of capacity.</p> <p>*assess</p> <p>*metre</p> <p>*centimetre</p> <p>*kilogram/grams</p> <p>*litre/ millilitre</p> <p>Experiential Learning</p> <p>Compare your height with your class buddies.</p> <p>Art Integration</p> <p>The art of story telling</p> <p>(A group of students will tell the story, maintain data of animals mentioned in the story and also represent it in the form of pictograph.</p>	 <p>Changes in Things</p> <p>change in shape and form</p> <p>3 forms of existence- solid , liquid and gas (introduction)</p>
--	--	---	--	--

	Revision of all concepts done	- विषय पर वाक्य लेखन । --चित्र वर्णन -गिनती का दोहराव ।		
--	-------------------------------	---	--	--