





TAGORE INTERNATIONAL SCHOOL
VASANT VIHAR, NEW DELHI
SYLLABUS (2026-27)
CLASS I

MONTH/SUBJECT	ENGLISH	HINDI	MATH	GA
APR-MAY	<p>➤ Short and Long Vowel Sound (Revision)</p> <p>➤ Poem: Colours Around Us</p> <p>➤ Poem: What shape am I?</p> <p>➤ Meet my Family</p> <p>Subtopics:</p> <ul style="list-style-type: none">- Make Sentences (with two rules of punctuation)- Question-Answer- Naming Words	<p>अक्षर ज्ञान</p> <ul style="list-style-type: none">- क से ज्ञ- अ से अं <p>रचनात्मक गतिविधि-</p> <p>रंगीन बिंदी की मदद से कोई एक व्यंजन का लेखन।</p> 	<p>Numbers(1-9 Revision)</p> <p>Verbal and symbolic representation of numbers</p> <ul style="list-style-type: none">- one more and one less- number that comes in between- number names (1-9)- missing numbers- mental math: calculating sums (1-9)- comparison of numbers greater than / less than / equals to (< , > , =)- arrangement of numbers from the least to greatest	<p>Me and My Family</p>  <p>Sub Topics</p> <ul style="list-style-type: none">- All About Myself- Members of a Family- Relationships- Types of Families- Family shares and care <p>All About Myself- Self Introduction</p>

Art Integration (With Theatre)

Students will act out a scene in which all members of the family sit together. This could involve eating together, watching TV together, playing together, or simply engaging in conversation with each other.

Naming Word Activity

Each student will write a naming word (person, place, animal, or thing) on a paper leaf. These leaves will then be added to the "Naming Words Tree".

- दो अक्षर वाले शब्द।

-चित्र पहचान

- वाक्य

- तीन अक्षर वाले शब्द

चित्रात्मक गतिविधि

- दो अक्षर वाले

किन्ही दो शब्दों का

चित्र बनाकर नाम


लिखना। जैसे -

घर, टब

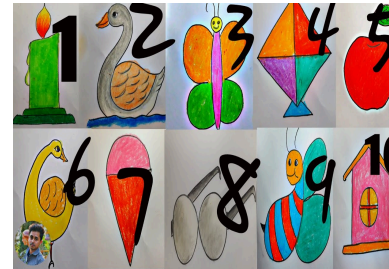


-arrangement of numbers from the greatest to least

Experiential Learning: The Hungry Crocodile Activity
Compare the numbers and help the hungry crocodile eat the bigger number.



Art Integration- : Cartoon Making-Creating numbertoons using numbers Drawing different figures using numerals.



Experiential Learning- Number Puzzle- Complete the picture puzzle by placing the pieces in



Students will be introduced to a hand puppet that will model a self-introduction by sharing its name, age, favourite colour, likes, and dislikes. Thereafter, students will take turns to introduce themselves in a similar manner.

Introduction of Family members using Flash Cards


My Family Flash Cards



Leaf it on the Tree!



the right order (1-9).



Shapes and Pattern

- Straight lines and curved lines
- Basic 2 D shapes (triangle square, rectangle and circle)
- Properties of the shapes with respect to the number of sides and corners
- Categorization of shapes that can roll or slide
- Identification of simple patterns in surroundings
- Completion / extension of simple patterns involving 2 or 3 variables / shapes

Experiential learning- Look around in the class and school campus. Discover the shapes of

Picture Talk "Playing Together as a Family"





Why is it important for families to play together?

Family Tree



Students will create their family tree at home and bring it to class. They will present it to their classmates, talking about their family members, the size of their family, and the names or titles they use for each member.

			<p>lunch boxes, water bottles, windows, furniture, board etc.</p> <p>Art Integration Warli Art -Draw patterns using Warli Art and identify the different shapes used.</p> 	<p>Topic Patterns Around Us</p> <p>Pattern Creator</p>  <p>Students will create their own patterns using colours, shapes, or lines. They can choose simple repeating sequences like circle–square–circle–square or use different colours in a repeated order.</p>
<p>JULY</p>	<p>➤ Blends (Revision)</p> <p>➤ Meet my Family</p> <p>Subtopics: -Naming Words</p>	<p>शब्द ज्ञान</p> <p>- चार अक्षर वाले शब्द</p>	<p>Numbers from 10 to 20</p> <p>Subtopics:</p> <p>-place value of digits in a two-digit number-tens and ones</p> <p>-Symbolic and verbal</p>	<p>Topic Our Body</p>

► Fun in the Playground

Subtopics:

- Make Sentences
- Question-Answer
- Action Words
- Punctuation - capital letter, period, question mark
- Comprehension

ACTIVITY

Experiential Learning and Art Integrations

(Culinary Art):

Tangy Treats

Students will prepare a simple bhel puri at home using 3-4 ingredients of their choice. They will enjoy mixing and creating their own tasty snack. Once done, they will click a picture of their bhel puri and upload it on Google Classroom.

- चित्र पहचान

- वाक्य

मधुप पुस्तक

- नटखट मनन

शब्द ज्ञान

-चित्रों की पहचान |

-शब्द चित्र

-वाक्यों को पूरा करना

श्रवण कौशल

गतिविधि

पक्षियों का चार्ट

दिखाकर विभिन्न

representation of numbers from 10 to 20

-Sequencing of numbers -One more/one less

- number names from 10 to 20


- Comparison of 2- two digit numbers

-arrangement of numbers from the least to greatest (up to 20)

-arrangement of numbers from the greatest to least(up to 20)

Experiential Learning: Students will count the number of items like chairs/story books/ notebooks/ crayons etc by grouping them into tens and ones.

Print on cardstock and cut out.



Experiential Learning: Students



Sub Topics

- External body parts
- Functions of body parts

Topic

How we change?



Sub Topics

- Stages of growth
- Animals and their babies

Simon says – Movement game

Movement Dice

Additionally, they will write five action words (verbs) to describe what they did while making the bhel.



Action Words Hopscotch:

Students will play a fun game of hopscotch by jumping on a hopscotch grid taped on the floor. Instead of numbers, each square will have an action word (verb) written on it—like jump, skip, hop, clap, run.

As they play, students will read the action word aloud

पक्षियों की आवाज़ें सुनाना ।



आ मात्रा शब्द

-शब्द बनाइए

- चित्र पहचान

मधुप पुस्तक

समझदार राजन

- सरल वाचन

-मात्रा से जुड़े छोटे और बड़े शब्द

- शब्द चित्र

-वाक्यों की रचना



अनुभव आधारित

will arrange their bag by putting the books in increasing order of their thickness.



Number Representation

Activity: Use your building blocks/rajma beans to represent different numbers from 10 to 20. Group them into tens and ones.



Students will roll the movement dice and perform the action shown, such as jumping, spinning, or touching a body part.

Turn your hand into an Animal

and perform it before moving to the next square.



घर की रसोई से आ से शुरू होने वाले या आ मात्रा वाले शब्द खोजना जैसे- आलू,

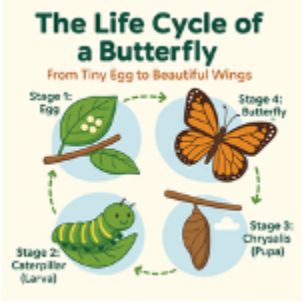



Students will trace their hand and transform it into an animal of their choice by adding details and colours.

Animal Detectives



Students will become "Animal Detectives" on a mission to match baby animals with their parents! They'll listen to clues, animal sounds and guess the

				<p>animal baby.</p> <p>Podcast on Life cycle of a Butterfly</p>  <p>After listening to a podcast on the life cycle of a butterfly, students will draw and label the four stages—egg, caterpillar, pupa and butterfly.</p>
AUGUST	<p>➤ Poem - Wake-Up Time</p> <p>➤ Off to School</p> <p>Subtopics:</p> <ul style="list-style-type: none"> -Question-Answer -Sentence Making -Punctuation (revision) -Comprehension - One and more than 	<p><u>इ मात्रा के शब्द</u></p> <p>-शब्द बनाइए</p> <p>- चित्र पहचान</p> <p>मधुप पुस्तक</p>	<p>Addition (up to 10)</p> <p>Subtopics:</p> <ul style="list-style-type: none"> -concept of addition -Horizontal addition and vertical -Simple statement questions <p>Experiential learning: Students roll two dice and then use the machine to work out the answer by putting balls/counters through</p>	<p>Topic</p> <p>Animals Around Us</p>  <p>Sub Topics</p> <ul style="list-style-type: none"> -Wild animals

one (Singular and Plural)

ACTIVITY

Art Integrated Activity (with Warli Art):

Students will be introduced to Warli Art through various images. They will then be tasked with creating a picture using the Warli Art form, depicting the concept of 'one' and 'many.' Red will represent objects depicted as singular, while blue will be used for objects represented as plural.

नई साइकिल

- सरल वाचन

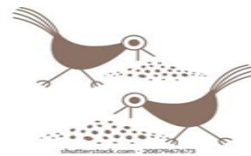
-मात्रा से जुड़े छोटे और बड़े शब्द

- शब्द चित्र

-वाक्यों की रचना

कला एकीकृत गतिविधि-

वारली चित्रकला से चिड़िया के चित्र का निर्माण करना |



-गिनती १-१०

the cups to add the two numbers together. A great hands-on activity to consolidate the concept of simple addition.



Art integration: Culinary Art (Chaat making) Students will make fruit chaat by adding simple ingredients and infer that we always get a greater quantity after adding two or more ingredients.

- Farm animals
- Pet animals
- Animal Homes
- Things we get from animals
- Different types of Birds
- Be kind to animals

Wild, Farm or Pet?




Students will sort the picture cards of different animals into categories: wild animals, farm animals and pet animals

Fact Hunt: Amazing Animals-Let's Discover!



अनुभव आधारित

शीट पर पिस्ता,
छिलका, बिंदी
चिपकाकर उन्हें
गिनकर अंक लिखना।



One & Many:

Students will go on a mini scavenger hunt around their home. They will pick five items, observe them, and decide if they are seen one at a time or in a group (many)—for example: one clock, many spoons.

Students will take out all the items from their school bag.



Measurement

Subtopics:

-Comparison of length: longer, shorter, longest, shortest

- Comparison of height: taller, tallest, shorter, shortest

-Non-standard measurements using materials like pencil, eraser, etc

Experiential learning: Students will measure the length of their table and the classroom using body parts like foot and hand or use any other non standard tool




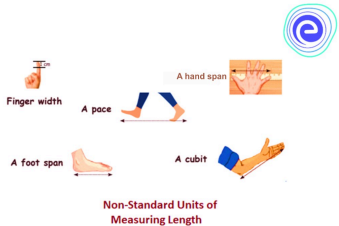

Students will bring a toy/ picture of an animal and share an interesting fact about that animal.

Art Integration

Animals and their Homes



Students will draw an animal and its habitat, showing where the animal lives.

	<p>Then, they will sort and label them under 'One' and 'Many' (e.g., one lunch box, many pencils).</p> 		<p>like stick/ pencil etc.</p>  <p>Art Integrated Activity : "Measure with Me" Game Students will choose an object (e.g., toy car, pencil). They will use their handspan, footspan, or cubit to measure it. They will then draw the object and write. My toy is 3 handspan long. This will then be followed by a guessing game.</p>	
<p>SEPTEMBER</p>	<p>➤ Sharing is Caring Subtopics: -Question-Answer -Sentence Making - Articles 'a' and 'an' -Reading Comprehension -Vocabulary -Opposites -Punctuation</p>	<p>ई मात्रा शब्द -शब्द बनाइए - चित्र पहचान मधुप पुस्तक दीपावली मनाई - सरल वाचन</p>	<p>Subtraction (up to 10) Subtopics: -Concept of subtraction -Subtracting by counting backward -Horizontal and vertical subtraction -Simple statement questions Experiential learning - Bowling game: Students will play bowling using plastic bottles/glasses and</p>	<p>Topic Plants Around Us</p>  <p>Sub Topics -Types of Plants -Parts of a Plant</p>

ACTIVITY

Art Integration :Gond Art

Mystery Basket

Students will draw one Gond-style object from nature and place it in a "Mystery Basket."

Each student will pick a drawing, guess what it is, and say the name aloud using the correct article—for example, "It is an owl" or "It is a tree."



- मात्रा से जुड़े छोटे और बड़े शब्द |

- शब्द चित्र

-वाक्यों की रचना

चित्रात्मक गतिविधि-

शीट पर अपने पसंद की दो मिठाई के चित्रों का निर्माण कर नाम बताना



उ मात्रा के शब्द

-शब्द बनाइए

- चित्र पहचान

- शब्द चित्र

knock down the bottles. They will create the subtraction equation after each round.



Subtraction Wheel: Subtract the middle from the numbers around it and write the answer in the space given.

Topic

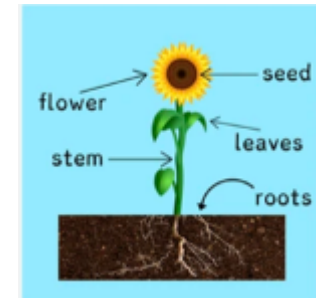
The Food We Eat



Sub Topics

- Fruits and Vegetables
- Food from plants.
- Food from animals.
- How food helps us

Parts of a Plant



Students will label and colour different parts of a plant (leaf, stem, roots, flower, fruit, bud)

Experiential Learning:

Design a healthy menu for lunch

Students will brainstorm and create a simple, healthy menu for lunch. This can include easy-to-make items like sandwiches, fruits, vegetables, and drinks. They will be encouraged to draw or write down the menu items on a piece of paper.

-मात्रा से जुड़े छोटे और बड़े

शब्दों का लेखन ।

-वाक्य बनाइए ।

मधुप पुस्तक

गुनगुनाता मुरगा

- पंक्तियाँ पूरी करना

श्रवण कौशल वाचन

गतिविधि-

पक्षी की स्टिक

कठपुतली बनाकर उस

पर आधारित एक

वाक्य का वाचन ।



Subtraction -3 NAME: _____

Fill in the subtraction wheel with the difference.
Write your own equations in the blank circles.

○ - ○ = ○ ○ - ○ = ○

8	6	3	9
10	-3	10	5
12	6	4	7

○ - ○ = ○ ○ - ○ = ○

Guess the giver- Plant or Animal?



Students will draw one food item that we get from a plant (like mango, carrot, rice) and one food item that we get from an animal (like milk, egg etc.)

Art Integration- Leaf Impressions


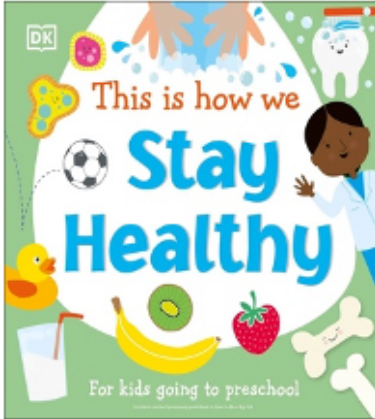





Identify Household Items

Students will look around their homes and identify five different items. They will write down the names of these items and decide whether to

Students will collect leaves of different shapes and sizes. Using paint, they will create colourful designs with the leaf prints.

	<p>use 'a' or 'an' before each word.</p> 			
<p>OCTOBER</p>	<p>➤ Poem - Ice cream Time ➤ Thank You! Subtopics: -Question-Answer -Sentence Making -Punctuation(revision) -this, that, these, those</p> <p>ACTIVITY Experiential Learning: Students will look for objects that are nearby and distant to create sentences</p>	<p><u>ऊ मात्रा के शब्द</u></p> <p>-शब्द बनाइए</p> <p>- चित्र पहचान</p> <p>मधुप पुस्तक</p> <p>जादू का कमाल</p> <p>- सरल वाचन</p>	<p>Subtraction (up to 10) Subtopics: -Concept of subtraction -Subtracting by counting backward -Horizontal and vertical subtraction -Simple statement questions</p> <p>Art Integrated activity: (Storytelling) Students will listen to the folk tale –'Fisherman Who Had Five Pebbles' They will</p>	<p>Topic Staying Healthy</p>  <p>Sub Topics - Eating Healthy</p>

using 'this' and 'that' respectively, as well as 'these' and 'those.'



Art Integration Activity
(role play)
Students will engage in group role-plays to enact scenarios using polite language.



- मात्रा से जुड़े छोटे और बड़े शब्द |

- शब्द चित्र

-वाक्यों की

रचना रचनात्मक

गतिविधि-

ओरिगेमी कला के माध्यम से ट्यूलिप फूल का निर्माण करना |

▪ - लिंग बदलना

चित्रात्मक गतिविधि

लिंग बदलाव से जुड़े एक चित्र का निर्माण करना व नाम लिखना

▪

create and narrate a short story on subtraction with expressions.

Number concepts (up to 50)

Subtopics:

-Numerals and number names

-Sequencing

-One less/one more than a specific number

- Comparison: greater than/less than/equal to

-Arranging the given numbers from the least to the greatest

-Arranging the given numbers from the greatest to the least

Experiential Learning: Students will find out a few objects in the classroom with two-digit numbers written on them like calendar, clock page numbers etc. (observation skills)

Experiential Learning-News Paper Activity: Arrange the pages of the newspaper from the least value to the greatest.

- Healthy Habits

Healthy or Junk? Sort it out!



Students will sort food cut-outs into healthy and junk food groups and discuss why healthy food is good for our body.


Healthy Food Monster



Students will create a monster who eats only healthy food. The monster can have a carrot nose, banana smile, cucumber arms.



Number Sorting- Students will sort number cards (with 3 numbers written on each card) into two sorting baskets or containers labeled "least to the greatest" and "greatest to the least".






They can name their monster too.

Bhangra Dance



Students will participate in simple Bhangra movements and understand how physical activity helps keep the body fit, active, and healthy.

<p>November</p> <p>➤ Poem - Save Each Drop</p> <p>➤ A Walk to the Lake</p> <p>Subtopics:</p> <p>-Question-Answer</p> <p>-Sentence Making</p> <p>-Describing Words</p> <p>Verbal Linguistic</p> <p>Interpersonal</p> <p>Intelligence:</p> <p>Students will pick up any object of their choice and list five describing words for the same.</p> <p>For example Object: apple</p>	<p>ए मात्रा के शब्द</p> <p>-शब्द बनाइए</p> <p>- चित्र पहचान</p> <p>मधुप पुस्तक</p> <p>बड़े मजे का मेला</p> <p>- सरल वाचन</p> <p>- मात्रा से जुड़े छोटे और बड़े शब्द ।</p> <p>- शब्द चित्र</p> <p>-वाक्यों की रचना</p> <p>-प्रश्न-उत्तर</p> <p>वचन बदलाव</p> <p>रचनात्मक गतिविधि-</p> <p>वचन बदलाव</p>	<p>Addition (up to 50)</p> <p>- Vertical addition</p> <p>-Horizontal Addition by forward Counting</p> <p>-Statement questions</p> <p>Art Integrated Activity: Mandala Art with paint dots using the addition key: Students will solve the given addition questions, find the sum and use those many dots to create mandala art on a sheet/ pot/ stone.</p>  <p>Subtraction (up to 50)</p> <p>Subtopics:</p>	<p>Topic Our Homes</p>  <p>Sub Topics</p> <p>-Types of Houses</p> <p>- Different Rooms in a House</p> <p>- Parts of a House</p> <p>Topic The Clothes we Wear</p>  <p>CLOTHES WE WEAR</p>
---	--	--	--

Describing words:

big, juicy, red, smooth, delicious



Art Integration (with

Puppet Making):

Students will create a puppet of any animal and select five describing words from the given list or write five describing words of their own for their puppet.

से जुड़े कोई दो फ़्लैश



आभासी भ्रमण

मेले का वर्चुअल टूर ।



-Vertical subtraction

-Statement questions

Experiential Learning:

Students will make their own subtraction equation by counting the total number of plates in the kitchen and number of plates used during dinner time.

Sub Topics

- We need Clothes
- Types of Clothes

Design Your Dream room



Students will imagine their own dream room and draw it, including the furniture, colours, and things they would like to have in their room.

Art Integration

Exploring Warli Art – Let's Draw a House



Students will be introduced to



Warli art and will create a simple house using basic shapes like circles, squares, and triangles, along with dots, straight, curved, and slanting lines.

Dressing Up for Weather



Students will draw and identify clothes worn in summer, winter, and rainy seasons.

December

➤ Poem-Holiday Fun

ऐ मात्रा के शब्द

-शब्द बनाइए




Number concepts from 50 to 99

Subtopics:

-Symbolic and verbal representation of numbers from

Topic

Staying Safe

	<p>➤ The Rabbit and the Turtle</p> <p>Subtopics:</p> <ul style="list-style-type: none"> -Question-Answer -Sentence Making -Pronouns -Picture Composition <p>ACTIVITY</p> <p>Art Integration: Students will create a "Pronoun Garden" using flowers to represent the four pronouns: he, she, it, and they.</p>	<ul style="list-style-type: none"> - चित्र पहचान मधुप पुस्तक -निकली मैना सैर पर - सरल वाचन - मात्रा से जुड़े छोटे और बड़े शब्द - शब्द चित्र - वाक्यों की रचना - प्रश्न-उत्तर संगीतमय गतिविधि हाव-भाव से कविता नाव चली 	<p>50 to 99</p> <ul style="list-style-type: none"> -Number names from 50 to 99 -One more/one less than the given numbers. -Comparison of numbers and putting greater than, lesser than and equals to sign - arrangement of numbers from the least to greatest -arrangement of numbers from the greatest to least <p>Experiential learning: Look around your locality and list a few places where you think a large number of people can be found like the market, railway station, theater, stadium, assembly hall, etc. Share your experience of visiting a crowded market.</p> <p>Experiential Learning: Ask the date of birth of each member of</p>	 <p>Sub Topics</p> <ul style="list-style-type: none"> -Safety rules at home -Safety rules for the Road <p>Story- The Wolf and the Seven Little Goats</p>  <p>What's Wrong on the Road?</p>  <p>Students will observe road scenes pictures and identify the</p>
--	--	---	---	---



Experiential Learning:

Students will look around their environment and write down five naming words. Then, they will identify the corresponding pronouns that can be used in place of these naming words.



ओ मात्रा के शब्द

-शब्द बनाइए

- चित्र पहचान

मधुप पुस्तक

होली की टोली

- सरल वाचन

- मात्रा से जुड़े छोटे और बड़े शब्द |

- शब्द चित्र

-वाक्यों की रचना

-प्रश्न-उत्तर

your family. Mark them on the Calendar. Discuss and arrange the events in increasing order. Find out whose birthday is coming next.

Time

Subtopics:

-Reading time in hours in an analog clock

-Drawing hands of an analog clock to indicate time to respective hour

Art Integration: HUMAN CLOCK(Physical Education)

- Performing the stretching exercises

– 6 o'clock position, 3 o'clock position, 9 o'clock, 7 o'clock and 5 o'clock






mistakes in each picture. From ignoring traffic signals to crossing at the wrong place.

Art Integration

Road Sign Craft Station



Students will create road signs using ice cream sticks

	he
	it
	it
	it
	she

रचनात्मक गतिविधि-

रंगीन कागज से पेपर फोल्डिंग के द्वारा जोकर की टोपी का निर्माण करना और उसे सजाना ।



January

➤ Brave Debby

Subtopics:

-Question-Answer

-Sentence Making

-Place words

(Prepositions)

-Punctuation (revision)

-Picture composition

औ मात्रा के शब्द

- शब्द बनाइए

- चित्र पहचान

मधुप पुस्तक

कौआ और पकौड़ी

- सरल वाचन

Addition and Subtraction (50-99)

Subtopics:

-Vertical addition of 2 digit numbers (without regrouping)

-Horizontal Addition by forward Counting

-Vertical subtraction of two 2 digit numbers (without regrouping)

Art Integration Color by Number: Math Edition" -

Topic

People Who Help Us



Sub Topics

-Some People Who Help Us

-Being Polite and Kind

ACTIVITY

Follow the teacher:

(Verbal Linguistic

Spatial Intelligence)

Students will listen carefully to the instructions provided by the teacher and draw a picture accordingly. The focus will be on incorporating place words into their drawings. (Integration

with Art)



- मात्रा से जुड़े छोटे और बड़े शब्द |

- शब्द चित्र

- वाक्यों की रचना

- प्रश्न-उत्तर

विलोम शब्द

रचनात्मक गतिविधि

कहानी बुनो-

स्मार्ट बोर्ड पर दर्शाए गए चित्रों को देखकर कहानी बुनना |



Students will solve math equations using the colour key. They will colour the picture based on the answer.

Addition
Color by Number

Directions:
1. Pick an addition problem to solve.
2. Then color in the section using the key below.
3. Repeat until each problem is solved and section is colored.

Blue	10	Green	7
Orange	6	Yellow	5

Notes and Coins

Subtopics:

-Identification of Indian currency notes and coins (Rupee as units of money)

-Same denomination of notes and coins




-Importance of money

Meet the Helpers Flash Cards



Flashcards showing pictures of different community helpers such as doctors, firefighters, postman, and teachers help students identify their roles and the tools they use.

Art Integration When I Grow Up

	<p>BALA Activity: Students will proceed to the playground where the teacher will provide instructions using place words. Students are expected to follow these instructions accordingly.</p> <p>Eg: Stand under the Slide.</p> 		<p>Experiential learning : Observe your parents when they make payments while buying something/ ordering online. Shop for rupees ten from the nearby store/school cafeteria. Art Integration- Students will make a paper wallet and paper.</p>  <p>Art Integration- Students will make a paper wallet and paper money. They will then talk about the importance of saving.</p>	 <p>Students will imagine what they want to be when they grow up such as a doctor, teacher, artist, or astronaut.</p>
<p>February/ March</p>	<p>➤ Poem - The Shell</p> <p>➤ The New Watchman</p>	<p><u>अं अनुसार</u></p> <p>- शब्द बनाइए</p> <p>- चित्र पहचान</p>	<p>Notes and Coins</p> <p>Subtopics:</p> <p>-Identification of Indian currency notes and coins (Rupee as units of money)</p>	<p>Topic</p> <p>The World Around Us</p>

Subtopics:

-Question-Answer

-Sentence Making

-Punctuation (revision)

ACTIVITY

Making of Corn Chaat

(Experiential Learning

and Art Integrated

Activity-with culinary

skills)

Students will prepare corn chaat in class. Following this, they will list the naming words (nouns) and action words (verbs) involved in the cooking process. Additionally, they will analyze whether the dish is healthy or not, providing reasons to support their

मधुप पुस्तक

तिरंगा झंडा

- पाठ का सरल वाचन |

- वाक्य बनाइए |

- शब्द पूरे कीजिए |

- प्रश्न-उत्तर

- चित्रों के नाम |

अ अनुनासिक

- शब्द बनाइए

- चित्र पहचान

ऋ मात्रा शब्द

- शब्द बनाइए

- चित्र पहचान


-Same denomination of notes and coins

-Importance of money

Experiential learning : Observe your parents when they make payments while buying something/ ordering online. Shop for rupees ten from the nearby store/school cafeteria. Art Integration- Students will make a paper wallet and paper.



Art Integration- Students will make a paper wallet and paper money. They will then talk about the importance of saving.




Addition and Subtraction –up to 99



Sub Topics

-Air
-Land
-Water

Sort it out!



Students will sort the pictures of the objects such as (fish, bird, tree, boat, car, cloud) into groups: Air, Land, or Water.

decision.



चित्रात्मक

गतिविधि-चित्रकला

तिरंगा बनाकर उसमें
रंग भरना और रंगों
के नाम लिखना ।



Subtopics:

-Statement questions

Experiential learning and Art integration:

Theatrics -Role play: Pick up the chit with an addition/subtraction question, play the role assigned and create your own statement question for your partner/class.

Exploring Earth's Three Elements



Students will draw two things each found in the three elements of Earth- air, land and water.