



**TAGORE INTERNATIONAL SCHOOL  
VASANT VIHAR N. DELHI  
HOLIDAY HOMEWORK 2024 -2025  
CLASS V**

*THROUGH MY LENS*



*The capacity to learn is a gift;  
the ability to learn is a skill;  
the willingness to learn is a choice.*

 मेरी सरकार

## DID YOU KNOW ?

### Forest Man of Manipur

**Moirangthem Loiya**

- Single handedly turned a barren land into a **300-acre green forest**
- Named it 'Punshilok' which took him almost **18 years** to restore in Langol hill-range
- Established **Wildlife And Habitat Protection Society (WAHPS)** to attend its natural wealth in 2003
- Punshilok is now a home to around **250 species of plants & a variety of birds and animals**

## DID YOU KNOW?

Nagaland has a rich variety of flora and fauna & UNESCO has named it as the "Falcon Capital of the World".



f | MoreIndia | @McDONES\_India | www.mdoner.gov.in

*Dear students,*

*As we approach the eagerly awaited summer vacation, let us embark on a journey filled with opportunities to create lasting memories, explore unfamiliar territories, and immerse ourselves in experiences that will profoundly enrich our lives. We are excited to present a plethora of engaging activities designed to not only provide enjoyment but also foster a deeper understanding of the captivating North Eastern states of India: Manipur and Nagaland.*

**An informative e-flip book or a herbal cookbook awaits you! Before you get started, set the music right. So, let the rhythm guide your steps, let your fingers snap in tune, and celebrate the unity that binds us all!**

**Tap your feet to the popular song: Dynamite <https://youtu.be/gdZLi9oWNZg>**

**The creativity and originality of your work will be appreciated. Compile and upload your holiday homework in the Google Classroom. Printouts of the e-flipbook / cookbook will be collected in class on Friday, 5 July 2024.**

**Given below is a list of sites, articles, and write-ups to help you research the culture and richness of Manipur and Nagaland.**

**Virtual Tours and Sites:**

<https://www.klapy.com/p/viii-b-20-bhavya-jain/t/seven-sisters-of-northeast-india-85165>

Virtual Tour of North East

<https://indianculture.gov.in/north-east-archive/history-north-east> History of Northeast

<https://www.britannica.com/place/Manipur> History and Facts on Manipur

<https://www.britannica.com/place/Nagaland> History and Facts on Nagaland

<https://www.nagalandonline.in/about/profile/culture> Culture of Nagaland

**Do any one of the following: Section A / Section B**

**Section A**

## **Turn page Adventures**

Create an innovative and engaging e-flip book using any one app: Flipbook Maker, Canva, e-Book Creator, etc. The flip book should contain at least 8-10 pages.

**Front Cover**

- ❖ Design a vibrant cover featuring illustrations of iconic Manipur and enigmatic Nagaland.
- ❖ Give an interesting title, for instance:

**"Echoes of the East: Flip book stories from Manipur to Nagaland"**

## "Journey of Discovery: Mapping the Unknown"

- ❖ Begin by presenting an interactive map highlighting the geographical features / landforms of Manipur and Nagaland. You may follow with a brief introduction to the rich culture and traditions of Nagaland and Manipur- tribes, festivals, dance forms, and musical instruments.
- ❖ Design the first few pages highlighting the cultural significance of monuments and landmarks in communities of Nagaland and Manipur. Incorporate fascinating anecdotes of the erstwhile Kings and Rulers of Nagaland or Manipur dynasties to enrich the narrative. Create or find illustrations or graphics that complement the content and enhance the visual appeal of your pages.

### Unity Unfolded: Harmony in Pages

- ❖ Research the diverse designs, including those inspired by tribal motifs, incorporated into Manipuri textiles. Observe the intricate patterns within these designs to gain insight into the rich cultural heritage of Manipur. Create two bookmarks inspired by these designs and the patterns created by you using weaving techniques with paper strips, ribbons, or threads of different colours. Explain the pattern created by you in your own words and include the rules of the patterns as well.
- ❖ Your mother's wardrobe can be an interesting collection of fabrics. Can you identify some intriguing patterns in her outfits? Also, determine the name of each pattern and the state it originates from. Once you've gathered this information, tabulate this information.
- ❖ Creativity knows no boundaries! How creatively can you utilize everyday materials like coins, matchsticks, or any easily available resources to craft your own number or shape patterns? Once you've gathered your materials, establish a rule for creating your patterns.

### StoryCraft Puppets: Weaving Wonder

- ❖ Create DIY stick puppets of dolls at your home into indigenous Manipur and Nagaland dolls. Use them as puppets and record a video (not more than 3 minutes). In the video, highlight their cultural significance, traditional attire, and narrate a story that illuminate the distinctive features of Manipuri and Naga cultures.. Paste the link of the story using Google Drive in the e-Flip Book.

### डिजिटल संग्रह -आपकी कहानियों का सफ़र

- ❖ नागालैंड से संबंधित अंधविश्वासों के बारे में पढ़ें। उन अंधविश्वासों के बारे में अपने परिवार के सदस्यों से चर्चा करें । बातचीत के महत्वपूर्ण अंशों को रिकॉर्ड करके एक वीडियो लिंक बनाएँ एवं लिंक को फ्लिपबुक में संलग्न (अटैच) करें ।
- ❖ मणिपुर एवं नागालैंड से जुड़ी हुई रोचक लोक कथाओं का पता लगाएँ । किसी एक रोचक लोक कथा को ७०-१०० शब्दों के पत्र के माध्यम से अपने मित्र को बताएँ।

## Back cover

- ❖ To add a touch of authenticity and connection, incorporate your own photo while you're engaged in creating a popular craft work of Manipur/Nagaland like bamboo craft, paper weaving, etc. Create a self-illustration for the back cover of the book about these regions.
- ❖ Make an interesting video of the above activity and paste the link URL on the back cover.
- ❖ Include a QR code/website link where you can access additional resources and activities related to the rich heritage of Manipur and Nagaland.

<https://blog.hubspot.com/blog/tabid/6307/bid/29449/how-to-create-a-qr-code-in-4-quick-steps.aspx> How to create a QR Code in 5 easy steps

<https://www.canva.com/qr-code-generator/> How to generate a QR code in Canva

## SECTION B

### **Culinary Conversation**

- ❖ Explore the traditional herbal remedies and culinary uses of plants found in Manipur and Nagaland. Then create a herbal remedies cookbook using Canva featuring recipes using locally available plant ingredients. It may include any two recipes based on herbal teas/ medicinal concoctions /culinary dishes that incorporate the native plants of Manipur and Nagaland.

### **Recipe Presentation and Design:**

- ❖ Design a visually appealing layout for your herbal cookbook in a scrapbook.
- ❖ Write a recipe of your choice, along with information about the health benefits of the ingredients.
- ❖ Include illustrations or photographs of the herbal ingredients used in your recipe. Label each ingredient with its name and provide a brief description or fun fact/trivia.
- ❖ Use adjectives to evoke the aroma, taste, and texture of the ingredients and explore vocabulary related to cooking, herbs, and culinary traditions.
- ❖ Create a list of key culinary terms such as sauté, simmer, infusion, and garnish and their usage in everyday life.

### **Fraction Fun with Recipes:**

- ❖ Analyze the ingredient quantities in your recipes and identify fractions used in measurements. For example,  $\frac{1}{2}$  teaspoon of cinnamon,  $\frac{3}{4}$  cup of water, etc.
- ❖ Create and solve at least 4 fraction statement questions based on the ingredient measurements in your recipes. For example, if a recipe requires  $\frac{1}{4}$  cup of chopped mint leaves and you only have  $\frac{1}{8}$  cup, how much more do you need?

## Roots and Remedies:

- ❖ Choose one herbal ingredient commonly used in Manipur/Nagaland recipes.
- ❖ Research on the scientific properties and health benefits of the chosen herb.
- ❖ Create an e-flyer summarizing your findings and explaining how the herb contributes to the health and well-being of individuals.

## सृजनात्मक लेखन:

- ❖ यदि आप मणिपुर में पाया जाने वाला पक्षी(मणिपुरी बटेर) हो जो भारतीय प्रायद्वीप के पूर्वी हिमालयी क्षेत्र में पाया जाता है। जिसका आकार छोटा होता है और जो वनों और झीलों के आस-पास रहता है। आपको मणिपुर से निकाल कर दिल्ली जैसे शहर में लाकर यहाँ के चिड़ियाघर में रखा जाता है तो आप कैसा महसूस करेंगे ? आप किन - किन समस्याओं का सामना करेंगे ?
- ❖ उपरोक्त स्थिति को पढ़कर ७०-१०० शब्दों की एक आत्मकथा लिखिए ।



## UNPLUGGED!

### *Choose your way of having fun!*

- Have at least two meals a day together with your family. Teach them the importance and hard work of the farmers and ask them not to waste food.
- Set the dining table yourself and clear it too after every meal. Learn dignity of labour through this activity.
- Lend a helping hand in cooking. Make your own assorted vegetable and fruit salad bringing in variations often.
- Pay a visit to at least 3 neighbors in your residential area. Try to know more about them and build a rapport with them.

- Meet your grandparents/ friends / relatives during these holidays. Go for walks, play, and bond with them. Their love and emotional support are important for your growth. Click pictures with them and cherish them as lifelong memories.
- Attempt to raise a kitchen garden by planting herbs such as mint, coriander, etc. Knowledge about plants and trees is an integral part of your growing up and it connects you strongly with nature.
- Ask your parents/grandparents to narrate stories about their childhood and your family history.
- Don't hesitate to play outdoors, get hurt or dirty. Comfortable life within the sofa cushions will make you lazy.
- Promise yourself to reduce screen time to less than an hour every day (could be monitored by the parent)
- 'My Happy Corner!' is a place where you can just be yourself and do something of your choice! Spend some time being alone with yourself.

## VOCABULARY LIST

annually	extinct	combine	आगमन
companion	endangered	estimate	कार्यालय
grand	flora	remaining	प्रेरणा
expression	fauna	series	मित्रता
generosity	adaptation	average	सार्थक
evolve	interdependence	continuous	विस्तार

# To be done by all

## Vocabulary Tic-Tac-Toe

*Directions: Pick 1 of the activities below to use with your vocabulary words. Make sure to show your understanding of the words.*

Write a short story using all of the vocabulary words correctly. Underline your words in the story.

Draw a detailed, coloured picture of you doing one of your favourite activities. Disguise your vocabulary words in the picture. Create a list of hints for the words you put in your picture.

Create a crossword puzzle using all of the vocabulary words. Be sure to write clues AND draw the puzzle for all of your words.

Develop a game using the vocabulary words, definitions and examples.

For each of the words draw a picture that illustrates the meaning of the word.

Find your vocabulary words in real-life such as in a newspaper, a magazine, or on a cereal box. Cut out the word and paste onto a piece of paper. Explain where you found the words and how they were used.

Create a word search using all of the vocabulary words. Do not include a list of words, instead include hints or definitions of the words in the puzzle.

Write each of the vocabulary words. Describe each one and find 2 examples of each.

Create a cartoon strip using all of the vocabulary words in the conversations between the characters.


Make a concentration/memory game with all of the words (write the word on one card and the definition on another – repeat for all words). Scramble the cards, place them face down, and then try to make matches.

Use your vocabulary words and definitions to create cards for a Go Fish game.

Make a Dictionary flashcard game. Draw a picture of the word on one side and put the word and definition on the back.


### **Movies to watch (any 2) :**

- ❖ Trolls
- ❖ Sound of Music
- ❖ Jungle Book
- ❖ The Good Dinosaur
- ❖ The Amazing Wizard Of Paws
- ❖ The Lion King




### **Suggested Reading: (any 2)**

- ❖ Addison Cooke Series by Jonathan W. Stoke
- ❖ Minecraft: The Island by Max Brooks
- ❖ Welcome to Wonderland Series by Chris Grabenstein




### **Programmes/ TV Channels to watch (any 2):**

- ❖ Mister Maker from Discovery Kids / BBC
- ❖ Mythbusters : Discovery Science
- ❖ Animal Planet: The Most Extreme
- ❖ National Geographic : Brain Games



### **Bookstores Worth Visiting**

- ❖ National Book Trust, Nehru Bhawan, 5 Institutional Area, Phase-II, Vasant Kunj
- ❖ The Full Circle Bookstore at Turtle Cafe
- ❖ India Habitat Centre - Library Lounge
- ❖ Oxford Book Store Connaught Place





**Places to visit : Bring pictures and ticket stubs as a proof of your visit.**

- ❖ Dilli Haat
- ❖ Tribal Museum
- ❖ Gallery of Musical Instruments: Rabindra
- ❖ Bhavan, Sangeet Natak Akademi
- ❖ Kamani Auditorium, Mandi House, New Delhi
- ❖ Panthoibi Manipur Emporium, New Delhi
- ❖ Nagaland Restaurant, New Delhi
- ❖ Shri Ram Centre For Performing Arts, Mandi House, New Delhi



*"Values aren't buses... they're not supposed to get you anywhere, they're supposed to define who you are."*

Jennifer Cruise

**HAPPY HOLIDAYS**

