



**TAGORE INTERNATIONAL SCHOOL
VASANT VIHAR, NEW DELHI
HOLIDAY HOMEWORK 2024-25
CLASS II**



Dear Parent,

Assam is a beautiful region in the eastern part of our country. It is known for its lush green mountains, rich culture, and diverse wildlife. People here speak Assamese language and celebrate colourful festivals. The region is also a treasure trove of delicious and unique cuisine.

Keeping this consent in mind the holiday homework enlightens the students about the diverse culture of Assam.

It's vacation time. We have planned a lot of activities that will keep your ward fruitfully busy without stepping out of home. During the vacation, please encourage your ward to:

- ❖ converse with her/his friends and family in English.
- ❖ eat meals together with the family. Utilize this time to discuss the positive news and other happenings of the day.
- ❖ help you to do simple household tasks around the house everyday e.g. laying table, arranging the wardrobe, watering the plants etc.
- ❖ be kind to birds and animals and keep a bowl of water for birds in a shady area.
- ❖ read story books or listen to audio books. This will enhance her/ his vocabulary, listening and speaking skills.

Some suggested YouTube links on folktales are given below

1. Elephant's Nose
<https://www.youtube.com/watch?v=FIL9-j5Y5q8>
2. The Foolish son-in-law
<https://www.youtube.com/watch?v=f-loBJeiHnY>

Suggested books:

1. Books by Sudha Murthy
 - The Magic of the Lost Temple
 - Grandma's Bag of Stories
2. Great Stories for Children by Ruskin Bond

Watch any two of the suggested movies and learn at least 20 new words. You can help her/ him find the meaning of the new words. Some suggested movies are:

- Bambi
- Dalmatians 101
- Stuart Little
- The Red Balloon

Kindly note–Please send the holiday homework in a clear bag with your ward's name and class written on it. Do any three of the following activities. Any one Hindi activity is compulsory. Original work of your ward will be highly appreciated.



ACTIVITY I

Crafty Creations -Create a Table Mat (Collage Making)

Food- Where culture, nourishment and identity intersect.

Assam's cuisine is known for its vibrant use of spices and aromatic herbs. It offers a delightful range of delicacies with simple ingredients.

[Link \(cuisines\)](#)

<https://www.youtube.com/watch?v=jqeMZNKMoQA>

[Link \(table mat\)](#)

<https://www.youtube.com/watch?v=p5AUoSIO3nw>

Now that your ward has learnt to make table mat, she/he should -

- collect pictures of different types of cuisine of Assam. Make a collage by pasting them on coloured A4 sheet.
- dry it properly
- get the collage laminated



ACTIVITY II

Fact Finder – Inquisitive (Uncover Amazing Assam)

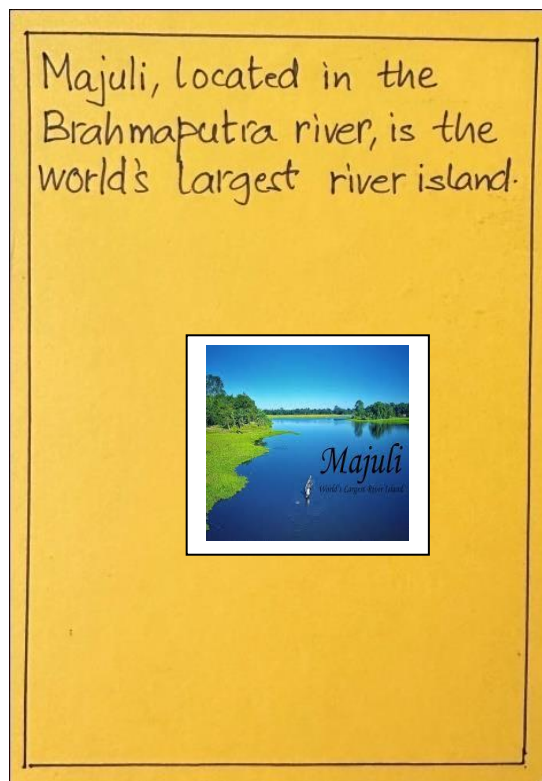
Fact Cards

Find out the most fascinating and unique facts about the history, geography, wild life, cuisine, tea gardens, temples, rivers etc. of Assam and create 5 fact cards. Write one fact on each card and also paste relevant picture. Here are few suggested questions:

- i) Which river, one of the largest in the world, flows through Assam?
- ii) What is the name of the traditional Assamese boat race festival celebrated during the autumn harvest season?
- iii) What is the famous festival celebrated in Assam where people light oil lamps?
- iv) What is the traditional Assamese silk fabric known as?
- v) Which national park in Assam is famous for being the home to the Indian one-horned rhinoceros?

Steps to be followed-

1. Make the cards using coloured sheet (size 10cm / 15cm)
2. Write one fact on each card.
3. Paste relevant pictures under the fact written by you.



ACTIVITY III

More About the State – Pride of Assam

Assam's cultural mosaic is enriched by the presence of numerous ethnic communities, temples, national parks etc. each contributing unique customs, languages and art, making it a treasure trove of diversity and heritage waiting to be explored.

During this summer vacation find out and learn more about the pride of Assam. Present the information collected by you in a tabular format by sticking pictures or writing information. Please follow the given format.

| <u>Pride of Assam</u> | Name | Special Feature | Image/ Picture |
|-----------------------|------|-----------------|----------------|
| National Park | | | |
| Oil Refinery | | | |
| Famous Singer | | | |
| Temple | | | |
| Costume | | | |
| Dance | | | |

The pictures stuck and matter written should fit into the boxes. You may increase the size of the table as per your need.

ACTIVITY IV

Science Experiment- Shiny Coins

Today is the day you take out your old coins and declare this day, coin cleaning day. Find out your old coins and get them cleaned.



before cleaning



after cleaning

Materials Required:

You can make use of any one of the following options for cleaning the coin –

- any tooth paste (preferably white in colour)
- coke or any other cola

Procedure to be followed

- rub toothpaste on the coin and leave it for 5 minutes or put coin in a bowl having little coke in it and leave it for 5 minutes
- take out the coin after 5 minutes and rub it with a small dry towel and get the sparkling coin

What have you realized after carrying out this experiment?

If these items can be used for cleaning coins do you think they good for our body? Are they cleaning or harming our body? Give it a thought.

- So do not gulp toothpaste while brushing the teeth and
- SAY NO TO AERATED DRINKS.

Shoot a very short video while cleaning the coin and share your video in the GA Google Classroom.

हिन्दीगृहकार्य

सोचिए आप अपने परिवार के साथ दिल्ली में एक असम राज्य का भोजनालय (होटल) खोलना चाहते हैं। उसके लिए जानकारी और व्यंजनों की तस्वीरों सहित मेनू कार्ड तैयार कीजिए।


जैसे - चित्र, नाम और मूल्य



१) मासोर टेंगा करी - 150



२) फिश करी - 200



३) थुकपा - 100

या

उत्तर पूर्व भारत के असम राज्य के बारे में जानकारी एकत्रित कीजिए और उस पर छह वाक्य लिखिए। जैसे - प्रसिद्ध नृत्य, पर्यटक स्थल और वेशभूषा। लिखे गए वाक्यों को पढ़ते हुए एक वीडियो बनाइए और गूगल कक्षा में अपलोड कीजिए।

Vocabulary Words

Learn the words given below. Read them aloud with correct pronunciation. Try to use them in your conversation with family and friends.

| | | | | |
|-------|--------|-----------|--------|---------|
| about | listen | again | always | around |
| group | know | favourite | bring | because |
| carry | found | common | down | draw |
| सवेरा | उपवन | महक | बगीचा | उपहार |
| बैठ | सुंदर | परी | जादुई | आसमान |



TAGORE INTERNATIONAL SCHOOL
VASANT VIHAR, NEW DELHI
GA REVISION WORKSHEET
CLASS II

Name _____ Sec _____ Date _____

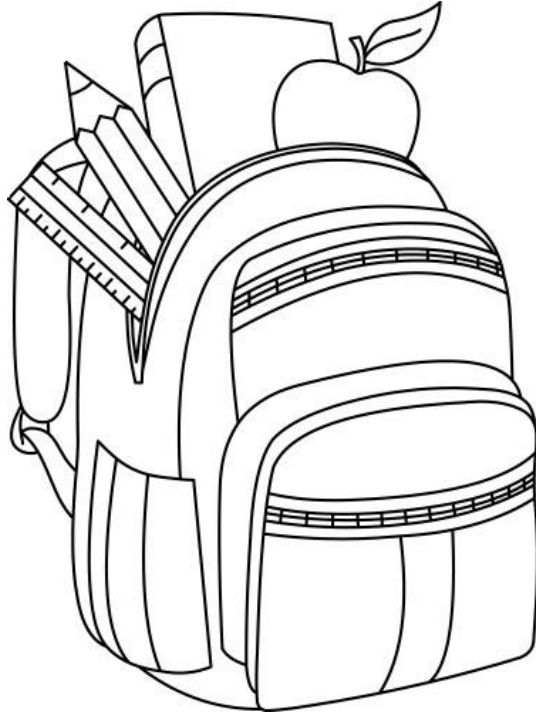
Q1. Write True or False for the following statements.

- a) In a nuclear family, there are 8 members. _____
- b) My uncle's children are my brothers and sisters. _____
- c) A small family is called a joint family. _____
- d) We have fun with our families. _____

Q2. Think and write five things you do at home to help your parents, grandparents or brothers/sisters.

1. _____
2. _____
3. _____
4. _____
5. _____

Q3. What do you keep in your school bag? Write at least five things that you keep in your school bag and also colour the picture.



1. _____

2. _____

3. _____

4. _____

5. _____



TAGORE INTERNATIONAL SCHOOL
VASANT VIHAR, NEW DELHI
GA REVISION WORKSHEET
CLASS II

Name _____ Sec _____ Date _____



All About Me



My name :

I am  years old.


I like to eat:

I don't like to eat:



It's me

My favourite game:



I dream to become a

My favourite animal:



My Favourite colours:



My favourite subject:





TAGORE INTERNATIONAL SCHOOL
VASANT VIHAR, NEW DELHI
ENGLISH REVISION WORKSHEET
CLASS – II

Name _____ Sec _____ Date _____

Creative Writing

Observe the given picture and write four sentences about it.





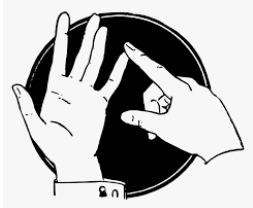








TAGORE INTERNATIONAL SCHOOL
VASANT VIHAR, NEW DELHI
ENGLISH REVISION WORKSHEET
CLASS – II

Name _____ Sec _____ Date _____

Vocabulary

Unscramble the words.

| | | |
|---|--|---|
| fcitino  | tceehar  | contu  |
| sechra  | lesnos  | pierrtn  |
| calososrm  | thkasn  | qsurea  |



TAGORE INTERNATIONAL SCHOOL
VASANT VIHAR, NEW DELHI
MATH REVISION WORKSHEET
CLASS – II

Name _____ Section _____ Date _____

I. Do as directed.

1) Write the number name of 57 _____

2) Put the sign $>$ or $<$ and compare: 97 _____ 79

3) $18 + 10 =$ _____

4) Write the next two numbers that comes just after 61.

_____, _____

5) Write the numeral for 'eighty-two' _____

6) Find the number that comes in between 110 and 112 _____

7) 5 tens = _____ ones

8) Circle the lesser number.

a) 45

b) 32

9) Circle the greater number.

a) 145

b) 154

10) Write the missing number.

a) $5 +$ _____ $= 9$

b) _____ $+ 2 = 10$

II. Arrange the following numbers in ascending order.

a) 46, 72, 53, 99

_____, _____, _____, _____

b) 124, 100, 112, 102

_____, _____, _____, _____

III. Write the number name of the following numbers.

e.g. 46 - forty- six

a) 32 - _____

b) 15- _____

c) 27- _____

d) 59 - _____

e) 68 - _____

f) 100 - _____

g) 145 - _____

h) 130 - _____



TAGORE INTERNATIONAL SCHOOL
VASANT VIHAR, NEW DELHI
MATH REVISION WORKSHEET
CLASS – II

Name _____ Section _____ Date _____

I. Write expanded form of the given numbers.

e.g. 125

1 hundred + 2 tens + 5 ones

100 + 20 + 5

a) 146

_____ hundred + _____ + tens + _____ ones

_____ + _____ + _____

b) 128

_____ hundred + _____ + tens + _____ ones

_____ + _____ + _____

c) 150

_____ hundred + _____ + tens + _____ ones

_____ + _____ + _____

d) 137

_____ hundred + _____ + tens + _____ ones

_____ + _____ + _____

II. Tick all even numbers and circle all odd numbers.

| | | | | | | | | | |
|----|----|----|----|----|----|----|----|----|----|
| 25 | 2 | 31 | 40 | 5 | 6 | 7 | 3 | 9 | 23 |
| 11 | 21 | 13 | 33 | 15 | 22 | 17 | 8 | 34 | 37 |
| 4 | 41 | 27 | 19 | 1 | 10 | 52 | 49 | 39 | 35 |

III. Write the missing numbers.

| | | | | | | | | | |
|-----|-----|-----|-----|-----|-----|-----|-----|-----|-----|
| 100 | | 102 | | | 105 | | 107 | | 109 |
| | 111 | | 113 | | 115 | 116 | | 118 | |
| 120 | | 122 | | 124 | | | 127 | | |

IV. Which of the following is not an odd number?

- a) 27
- b) 31
- c) 82
- d) 99



अहम
योग्यः
अस्मि

टैगोर इंटरनेशनल स्कूल

वसंत विहार नई -दिल्ली

हिन्दी ग्रीष्म अवकाश कार्य-पत्र


विषय पर वाक्य बनाना

कक्षा दूसरी (2024 - 25)

नाम _____ कक्षा _____ दिनांक _____

प्र1 नीचे दिए गए मदद के शब्दों से मेले पर पाँच वाक्य लिखिए। जैसे दुकानें, मज़ा, खेलते, खाना, खुशी, बच्चे ...

प्र2 मेले में क्या-क्या दिखाई दे रहा है , उन से जुड़े कोई चार शब्द लिखिए।



प्र3 आपको मेले में जाना क्यों अच्छा लगता है ?



टैगोर इंटरनेशनल स्कूल
वसंत विहार नई -दिल्ली

हिन्दी ग्रीष्म अवकाश कार्य-पत्र
कक्षा – दूसरी (2024-25)

नाम कक्षादिनांक.....

प्र01 अपठित कहानी पढ़िए और उत्तर दीजिए ।

एक बार किसान बहुत बीमार हो गया था । उसके चार बेटे थे , वह हमेशा आपस में लड़ते रहते थे । उसने उन्हें अनेक बार समझाया कि मिलजुलकर प्यार से रहना चाहिए , लेकिन वे उसकी बात पर ध्यान नहीं देते थे । किसान को एक उपाय सूझा, उसने अपने बेटों को बहुत-सी लकड़ियों को एक साथ बाँधकर दिया और उनसे तोड़ने के लिए कहा । सबने बारी-बारीसे उन लकड़ियों को तोड़ने की कोशिश की ,परन्तु वे तोड़ न सके। अब किसान ने सबको एक -एक लकड़ी तोड़ने को कहा सबने अकेली लकड़ी को आसानी से तोड़ दिया । किसान ने समझाया –“ यदि तुम आपस में लड़ते रहोगे तो कोई भी तुम्हें नुकसान पहुँचा सकता है ।”

१) बीमार कौन था ?

बेटे किसान लकड़ी

२) किसान के कितने पुत्र थे ?

एक छह चार

३) किसान को क्या सूझा ?

प्यार गुस्सा उपाय

४) सभी बेटे क्या नहीं तोड़ पाए ?

लकड़ियाँ मेज़ आम

५) नीचे दिए गए वाक्यों को पूरा कीजिए।

क) चारों बेटे हमेशा _____ रहते थे।

ख) किसान ने अपने बेटों को बहुत बार _____।

६) किसान के पुत्रों ने किसे आसानी से तोड़ दिया ?

८) अंत में किसान ने क्या समझाया ?

९) आप अपने भाई- बहन के साथ कैसे रहते हो ?

६) किसान के पुत्रों ने किसे आसानी से तोड़ दिया ?

८) अंत में किसान ने क्या समझाया ?

९) आप अपने भाई- बहन के साथ कैसे रहते हो ?
