



**TAGORE INTERNATIONAL SCHOOL
VASANT VIHAR, NEW DELHI
HOLIDAY HOMEWORK (2024-25)**

CLASS: I

"Alone we can do so little; together we can do so much."



In Helen Keller's words, "Alone, we achieve little; together, we accomplish much." As a diverse nation, it's our duty to care for our Earth, working together to protect its beauty. Meghalaya, often called the "Abode of Clouds," shows us the beauty of Northeast India, with its stunning scenery, diverse cultures, and lasting traditions, including the vibrant tapestry of Khasi culture. From delving into its history to discovering the ecological marvels hidden within its verdant forests, let us immerse ourselves in the splendor of Meghalaya while reflecting on our role as guardians of this precious planet we call home.

Dear Parent,

As we welcome the summer break, it's an exciting time for our students to embark on a journey of learning and discovery. To ensure that this holiday is both purposeful and enriching, we suggest a few daily activities for your ward to engage in.

Encourage your ward to:

- Help with small tasks around the house, like setting the table or watering plants.
- Converse in English with the family members.
- Keep a bowl of water in the balcony for birds.
- Switch off the lights, fans, coolers, air conditioners, T.V. while leaving a room.
- Play gross motor games. (<https://www.youtube.com/watch?v=NfUI5hZiln4>)
- Use clay to learn about shapes and numbers.

(<https://www.youtube.com/watch?v=787hsRZ7s80>)

This holiday presents an opportunity for our students to not only have fun but also to broaden the horizon of the world around them. We have curated subject-integrated activities to facilitate this learning experience. Please take note of the following guidelines:

- All activities to be done in a scrapbook.
- Worksheets to be printed, attempted and submitted in a folder.
- Holiday homework should be done by the students themselves with your guidance.

- ❖ First and foremost we would like our young explorers to take a virtual tour of Meghalaya, where they will explore beauty of this state. Please help your ward enjoy this view by clicking on the following link.

<https://youtu.be/mGSXsie7ag4?si=tFn5jSHfk78XxdyD>

(Complete Meghalaya Travel Guide | Best Places to Visit in Meghalaya)

Activity -1

a) Guide your ward in crafting a necklace inspired by the traditional coral and gold bead necklaces of the Khasi and Jaintia tribes. Use materials like pasta, macaroni, beads, and more to create a unique and beautiful accessory.



Or

b) Introduce your ward to the delightful cuisine of Meghalaya by helping them craft a place mat adorned with pictures of traditional Meghalayan food. Laminate the place mat so your child can enjoy using it during snack time.



Activity -2

a) Assist your ward in creating a paper craft version of the traditional Jhapi (hat) used in the Doregata dance ceremony, using basic 2D shapes (triangle, square, rectangle and circle).

- Watch the step-by-step tutorial provided in the link for crafting paper Jhapi. <https://youtu.be/cJa6AnoCxNY?feature=shared>
- Let your ward enjoy the folk dance of Meghalaya where Jhapi is used: https://youtu.be/CTVENa_wv_c?si=o1MS7MhA2EQKTxAy



Or

b) Take your ward on the virtual tour of 'Autumn Flower Show' held in Shillong, displaying a wide variety of exotic flowers. (https://youtu.be/Jt6uw9VyT_I?feature=shared)

- Let her/him find out the number of letters that appear in the names of the given flowers. Also, help her/him find out whether the number of letters are greater than or less than 5 in the worksheet given.

Name of the Flower	Picture of the Flower	Number of letters	(>,< or = 5)
Canna Lily			
Aster			
Jasmine			
Sunflower			
Sweet peas			

Activity -3

क) उत्तर पूर्व भारत अपने प्राकृतिक सौंदर्य के लिए जाना जाता है। वहाँ के खूबसूरत पहाड़, झरने और नदियाँ सभी को मंत्र मुग्ध कर देती हैं। इन्हीं नदियों, झरनों आदि के जल को स्वच्छ रखना और जल को बचाना हमारा कर्तव्य है। जल को बचाने के चार तरीके दिखाते हुए अपनी पुत्री/ पुत्र की फोटो खींचकर उन्हें स्कैप बुक में चिपकाइए। 'जल बचाओ' पर आधारित एक बालगीत लिंक द्वारा देखिए।

https://www.youtube.com/watch?v=IEKa4a21Yic&ab_channel=PebblesHindi

या

ख) मेघालय में बोली जाने वाली भाषा का नाम खासी और गारो है। उनकी अपनी ही एक वर्णमाला होती है, जिसमें अनेक अक्षर होते हैं। इसी प्रकार हिन्दी की वर्णमाला भी स्वर और व्यंजन से मिलकर बनी हुई है। नीचे दिए गए लिंक की मदद से स्वर या व्यंजन की लड़ी बनाइए और सजाइए।



https://www.youtube.com/watch?v=g5BFWRfieM0&ab_channel=JasSubroiArt%26craftandDIY

Activity -4


a) Let your ward listen to the famous Khasi Folk Song 'Marwei La I Duitara' (BY Mr. Gloucester Nongbet). Help her/him sing and record her/his favourite folksong in her/his mother tongue and share the video on 'Google Classroom'. Even Hindi folk songs will be welcomed. Use a karaoke version of the song to add music to your singing.

<https://www.youtube.com/watch?v=08RLM1n4maU> (Khasi Folk Song 'Marwei La I Duitara')

Or

b) Read "Let's Dance with Ainam" with your ward.

<https://storyweaver.org.in/en/stories/607389-let-s-dance-with-ainam?mode=read>




• The Ka Shad Suk Mynsiem is a dance to express gratitude towards God. Have your ward write down any five things or people that they are grateful for in the "gratitude jar".

• Try Ainam's dance steps with your ward and share the videos on 'Google Classroom'.

<https://www.youtube.com/watch?v=72UwS-YuL8k>
(Traditional Khasi Dance)

Gratitude Jar



- हिन्दी कहानियों के लिंक -

शरारती गिलहरी

https://www.youtube.com/watch?v=iTV8-uoRc8&ab_channel=MahaCartoonTV

चींटी और कबूतर

https://www.youtube.com/watch?v=2HxjBEonCRM&ab_channel=StoryToonsTV-Hindi

चतुर मुरगा

https://www.youtube.com/watch?v=breBby2Nmql&ab_channel=StoryToonsTV-Hindi

- For physical fitness and fun:


<https://youtu.be/ymigWt5TOV8?si=UtDi4UWZL1Gzpakb> (Zumba Kids- I like to move it)

<https://www.youtube.com/watch?v=cZeM18fPbvI> (Body Boogie Dance)



- Suggested magazines to read (with your help)

- Tinkle
- Highlight Champs
- Children's World



- Suggested links for reading (with your help)

<https://storyweaver.org.in/en/stories/25922-what-s-ameena-up-to> (What's Ameena Up To?)

<https://storyweaver.org.in/en/stories/25665-shhh-simmi-is-listening> (Shhh! Simmi is Listening)

<https://storyweaver.org.in/en/stories/54021-have-you-seen-sundari> (Have You Seen Sundari?)



Practice reading the given words.

ch	sh	th	ng	ck	qu	wh
check	ship	them	ring	back	quack	whose
chop	shed	then	sing	duck	queen	when
chin	shop	thick	long	crack	quick	what
chair	shell	with	song	pluck	quiz	where
cheese	fish	path	king	lick	quilt	why



TAGORE INTERNATIONAL SCHOOL
VASANT VIHAR, NEW DELHI




MATH-Numbers (up to 9)

Class: I (2024-25)




WORKSHEET- 1

Name _____ Class & Section _____ Date _____

Q1. Arrange the numbers from least to the greatest.

8, 4, 6, 1	
3, 7, 2, 5	
9, 5, 1, 8	

Q2. Arrange the numbers from greatest to the least.

2, 7, 5, 1	
3, 8, 4, 6	
6, 7, 3, 2	



TAGORE INTERNATIONAL SCHOOL

VASANT VIHAR, NEW DELHI
















MATH-Shapes and Patterns

Class: I (2024-25)

WORKSHEET- 2

Name _____ Class & Section _____ Date _____

Q1. Look at the given pattern and fill in the blanks.

			_____	_____	_____
			_____	_____	_____
			_____	_____	_____
			_____	_____	_____
			_____	_____	_____

The image features a collection of colorful, hand-drawn ice cream bars scattered across a light green background. The bars come in various flavors and colors, including green, orange, purple, pink, and yellow, some with fruit toppings like kiwi, strawberries, and blueberries. A bright yellow sun with rays is positioned in the upper right quadrant. The entire scene is framed by a purple border with a white zigzag pattern. In the center, the text "Enjoy your Summer!" is written in a large, bold, dark red font with a white outline and a slight shadow effect.

**Enjoy
your
Summer!**